



The Commonwealth of Massachusetts
Department of Public Utilities
Mark D. Marini, Department Secretary
One South Station
Boston, MA 02110

TO THE MAYORS, SELECTMEN, MUNICIPAL LIGHTS BOARDS AND MANAGERS OF MUNICIPAL LIGHTING IN THE SEVERAL CITIES AND TOWNS IN THIS COMMONWEALTH OPERATING GAS OR ELECTRIC LIGHT PLANTS:

This form of the Annual Return should be filled out and one original and a duplicate copy (which may be a photocopy) should be returned to the Office of the Department of Public Utilities, One South Station, Boston, Massachusetts 02110, by March 31st of the year following the calendar year of the report in accordance with the statutes of the Commonwealth and the regulations of the Department made in pursuance thereof.

Where the word "None" truly and completely states the fact, it should be given as the answer to any particular inquiry or portion of an inquiry.

If respondent so desires, cents may be omitted in the balance sheet, income statement and supporting schedules. All supporting schedules on an even-dollar basis, however, shall agree with even-dollar amounts in the main schedules. Averages and extracted figures, where cents are important, must show cents for reasons which are apparent.

Special attention is called to the legislation in regard to the Returns placed in the last page.

Submit Electronic Version to:
DPU-annualreturns@state.ma.us
mark.marini@state.ma.us

Mail Original DPU Report to:
Mark D. Mariani Department Secretary

Mail Copy of DPU Report to:
Kevin Brannelly Director, Rates and Revenue Requirements Division
George Yiankos Director, Gas Division



The Commonwealth of Massachusetts

**RETURN
OF THE
CITY OF
HOLYOKE GAS AND ELECTRIC DEPARTMENT
TO THE
DEPARTMENT OF
PUBLIC UTILITIES
OF MASSACHUSETTS**

For the Year Ended December 31,

2021

Name of Officer to whom correspondence should
be addressed regarding this report :

Brooke M. McMahon

Official Title:

Director of Finance & Accounting

Office Address:

99 Suffolk Street
Holyoke, MA 01040

TABLE OF CONTENTS

	Page
General Information	3
Schedule of Estimates	4
Customers in each City or Town	4
Appropriations Since Beginning of Year	5
Changes in the Property	5
Bonds	6
Town Notes	7
Cost of Plant	8-9A
Comparative Balance Sheet	10-11
Income Statement	12-13
Earned Surplus	12
Cash Balances	14
Materials and Supplies	14
Depreciation Fund Account	14
Utility Plant - Electric	15-17
Production of Fuel and Oil Stocks	18
Miscellaneous Non-operating Income	21
Other Income Deductions	21
Miscellaneous Credits to Surplus	21
Miscellaneous Debits to Surplus	21
Appropriations of Surplus	21
Municipal Revenues	22
Purchased Power	22 & 54-55
Sales for Resale	22 & 53-53
Electric Operating Revenues	37
Sales of Electricity to Ultimate Consumers	38
Electric Operation and Maintenance Expenses	39-42
Taxes Charged During Year	49
Other Utility Operating Income	50
Income from Merchandising, Jobbing and Contract Work	51
Interchange Power	56
Electric Energy Account	57
Monthly Peaks and Output	57
Generating Station Statistics	58-59
Steam Generating Stations	60-61
Hydroelectric Generating Stations	62-63
Combustion Engine and Other Generating Stations	64-65
Generating Statistics (Small Stations)	66
Transmission Line Statistics	67
Substations	68
Overhead Distribution Lines Operated	69
Electric Distribution Services, Meters and Line Transformers	69
Conduit, Underground Cable and Submarine Cable	70
Street Lamps	71
Rate Schedule Information	79
Signature Page	81

FOR GAS PLANTS ONLY:

	Page		Page
Utility Plant - Gas	19-20	Gas Generating Plant	74
Gas Operating Revenues	43	Boilers	75
Sales of Gas to Ultimate Consumers	44	Scrubbers, Condensers and Exhausters	75
Gas Operation & Maintenance Expenses	45-47	Purifiers	76
Purchased Gas	48	Holders	76
Sales for Resale	48	Transmission and Distribution Mains	77
Sales of Residuals	48	Gas Distribution Services, House Governors and Meters	78
Record of Sendout for the Year in MCF	72-73		

PAGES INTENTIONALLY OMITTED: 23 TO 36

GENERAL INFORMATION

1. Name of town (or city) making this report.	Holyoke, Massachusetts 01040
2. If the town (or city) has acquired a plant, Kind of plant, whether gas or electric. Owner from whom purchased, if so acquired. Date of votes to acquire a plant in accordance with the provisions of chapter 164 of the General Laws. Record of votes: First vote Yes, ; No, Second vote: Yes, ; No, Date when town (or city) began to sell electricity,	1902
3. Name and address of manager of municipal lighting:	James M. Lavelle 54 Pleasant Street Holyoke, MA 01040
4. Name and address of mayor or selectmen:	Joshua A. Garcia City Hall Holyoke, MA 01040
5. Name and address of town (or city) treasurer:	Kate Jackowski City Hall Holyoke, MA 01040
6. Name and address of town (or city) clerk:	Brenna Murphy-McGee City Hall Holyoke, MA 01040
7. Names and addresses of members of municipal light board:	Francis J. Hoey, III 15 Carol Lane Holyoke, MA 01040 Marcos Marerro 34 Pinehurst Road Holyoke, MA 01040 James A. Sutter 30 Fairfield Avenue Holyoke, MA 01040
8. Total valuation of estates in town (or city) according to last state valuation Fiscal 2021 7/1/20 - 6/30/21 \$2,301,126,606	Fiscal 2022 7/1/21 - 6/30/22 \$2,423,198,137
9. Tax rate for all purposes during the year: Fiscal 2021 7/1/20 - 6/30/21 \$19.27 - Residential \$40.63 - Commercial/Industrial	Fiscal 2022 7/1/21 - 6/30/22 \$19.26 - Residential \$40.60 - Commercial/Industrial
10. Amount of manager's salary:	\$234,165.00
11. Amount of manager's bond:	\$100,000.00
12. Amount of salary paid to members of municipal light board (each)	\$4,000.00

FURNISH SCHEDULE OF ESTIMATES REQUIRED BY GENERAL LAWS, CHAPTER 164, SECTION 57 FOR GAS AND ELECTRIC LIGHT PLANTS FOR THE FISCAL YEAR ENDING DECEMBER 31, NEXT

INCOME FROM PRIVATE CONSUMERS:		
1	From Sales of Gas.....	24,423,098
2	From Sales of Electricity.....	46,260,602
3	From Sales of Steam and Sundries.....	2,992,533
4	TOTAL	73,676,233
EXPENSES:		
6	For operation, maintenance and repairs.....	65,582,131
7	For interest on bonds, notes or scrip.....	1,949,222
8	For depreciation fund (3% on \$277,961,810 as per page 8B & 9A).....	8,338,854
9	For sinking fund requirements.....	
10	For note payments.....	
11	For bond payments.....	6,094,616
12	For loss in preceding year.....	
13	TOTAL	81,964,823
COST:		
16	Of gas to be used for municipal buildings.....	869,728
17	Of gas to be used for street lights.....	
18	Of electricity to be used for municipal buildings (includes telecom).....	2,773,539
19	Of electricity to be used for street lights.....	393,121
20	Of steam.....	
21	Total of the above items to be included in the tax levy.....	4,036,388
22	New construction to be included in the tax levy.....	
23	Total amounts to be included in the tax levy.....	4,036,388

CUSTOMERS

Names of cities of towns in which the plant supplies GAS, with the number of customers' meters in each		Names of cities of towns in which the plant supplies ELECTRICITY, with the number of customers' meters in each	
City or Town	Number of Customers' Meters, December 31.	City or Town	Number of Customers' Meters, December 31.
Holyoke, MA	10,504	Holyoke, MA	17,240
Southampton, MA	1,185	Southampton, MA	139
Westfield, MA	8	Westfield, MA	0
TOTAL	11,697	TOTAL	17,379

APPROPRIATIONS SINCE BEGINNING OF YEAR

(Include also all items charged direct to tax levy, even where no appropriation is made or required.)

FOR CONSTRUCTION OR PURCHASE OF PLANT:

* At	meeting	19	, to be paid from {	\$
* At	meeting	19	, to be paid from {	
				TOTAL \$
				<u> </u>

FOR THE ESTIMATED COST OF THE GAS OR ELECTRICITY TO BE USED BY THE CITY OR TOWN FOR:

1. Street Lights.....	\$	393,121
2. Municipal Buildings.....		3,643,267
3. Steam.....		0
	\$	<u>4,036,388</u>

*Date of meeting and whether regular or special { Here insert bonds, notes or tax levy

CHANGES IN THE PROPERTY

1. Describe briefly all the important physical changes in the property during the last fiscal period including additions, alterations or improvements to the works or physical property retired.

In electric property:

In gas property:

TOWN NOTES

(Issued on Account of Gas or Electric Lighting)

When Authorized*	Date of Issue	Amount of Original Issue**	Period of Payments		Interest		Amount Outstanding at End of Year
			Amounts	When Payable	Rate	When Payable	
2012 Note to City of Holyoke	04/01/12	30,532,000		9/1/2031			
Debt Premium	04/01/12	3,180,783		9/1/2031			
	TOTAL	33,712,783				TOTAL	0

The bonds and notes outstanding at the end of the year should agree with the balance sheet. When bond and notes are repaid, report the first three columns only.

*Date of meeting and whether regular or special.

**List original issues of bonds and notes including those that have been retired.

TOTAL COST OF PLANT - ELECTRIC

1. Report below the cost of utility plant in service according to prescribed accounts.
 2. Do not include as adjustments, corrections of additions and retirements for the current or the preceding year. Such items should be included in column (c) or (d) as appropriate.
 3. Credit adjustments of plant accounts should be enclosed in parentheses to indicate the negative effect of such amounts.
 4. Reclassifications or transfers within utility plant accounts should be shown in column (f).

Line No.	Account (a)	Balance Beginning of Year (b)	Additions (c)	Retirements (d)	Adjustments (e)	Transfers (f)	Balance End of Year (g)
1	1. INTANGIBLE PLANT						
2							
3							
4	TOTAL INTANGIBLE PLANT	0	0	0	0	0	0
5	2. PRODUCTION PLANT						
6	A. Steam Production						
7	310 Land and Land Rights.....						
8	311 Structures and Improvements.....	1,109,982					1,109,982
9	312 Boiler Plant Equipment.....	3,154					3,154
10	312-01 Boiler Plant Equipment Comm.....						
11	313 Engines and Engine Driven Generators.....						
12	314 Turbogenerator Units.....						
13	315 Accessory Electric Equipment.....	(0)					(0)
14	316 Miscellaneous Power Plant Equipment.....	34,253					34,253
15	Total Steam Production Plant	1,147,389	0	0	0	0	1,147,389
16	B. Nuclear Production Plant						
17	320 Land and Land Rights.....						
18	321 Structures and Improvements.....						
19	322 Reactor Plant Equipment.....						
20	323 Turbogenerator Units.....						
21	324 Accessory Electric Equipment.....						
22	325 Miscellaneous Power Plant Equipment.....						
23	Total Nuclear Production Plant	0	0	0	0	0	0
24							

TOTAL COST OF PLANT - ELECTRIC (Continued)

Line No.	Account (a)	Balance Beginning of Year (b)	Additions (c)	Retirements (d)	Adjustments (e)	Transfers (f)	Balance End of Year (g)
1	C. Hydraulic Production Plant						
2	330 Land and Land Rights.....	876,412					876,412
3	331 Structures and Improvements.....	25,084,646	53,388				25,138,033
4	332 Reservoirs, Dams and Waterways....	21,479,449					21,479,449
5	333 Waterwheels, Turbines and Generators.....	32,105,778	803,648				32,909,426
6	334 Accessory Electric Equipment.....	5,226,857	223,352				5,450,209
7	335 Miscellaneous Power Plant Equipment.....	415,751					415,751
8	336 Roads, Railroads and Bridges.....	0					0
9	Total Hydraulic Production Plant	85,188,893	1,080,388	0	0	0	86,269,281
10	D. Other Production Plant						
11	340 Land and Land Rights.....	15,040					15,040
12	341 Structures and Improvements.....						
13	342 Fuel Holders, Producers and Accessories.....						
14	343 Prime Movers.....						
15	344 Generators.....						
16	345 Accessory Electric Equipment.....						
17	346 Miscellaneous Power Plant Equipment.....						
18	Total Other Production Plant	15,040	0	0	0	0	15,040
19	TOTAL PRODUCTION PLANT	86,351,322	1,080,388	0	0	0	87,431,709
20	3. TRANSMISSION PLANT						
21	350 Land and Land Rights.....	789,526	2,090				791,616
22	350-01 Transmission & Row	0	139,937				139,937
23	351 Energy Storage Equip - Transmission...	0	1,514				1,514
24	352 Structures and Improvements.....						
25	353 Station Equipment.....	13,591,947	183,641	136,895			13,638,693
26	354 Towers and Fixtures.....						
27	355 Poles and Fixtures.....	2,993,678		1,708			2,991,969
28	356 Overhead Conductors and Devices...	1,072,896					1,072,896
29	357 Underground Conduits.....	0					0
30	358 Underground Conductors and Devices	0					0
31	359 Roads and Trails.....	0	9,667				9,667
32	TOTAL TRANSMISSION PLANT	18,448,047	336,849	138,604	0	0	18,646,293

TOTAL COST OF PLANT - ELECTRIC (Concluded)

Line No.	Account (a)	Balance Beginning of Year (b)	Additions (c)	Retirements (d)	Adjustments (e)	Transfers (f)	Balance End of Year (g)
1	4. DISTRIBUTION PLANT						
2	360 Land and Land Rights.....	2,519,363					2,519,363
3	361 Structures and Improvements.....	363,943		10,059			353,885
4	362 Station Equipment.....	21,786,277	252,219				22,038,496
5	363 Storage Battery Equipment.....						
6	364 Poles, Towers and Fixtures.....	5,944,159	275,743	208,386			6,011,516
7	365 Overhead Conductors and Devices....	9,039,376	345,544	106,965			9,277,956
8	366 Underground Conduits.....	12,305,598	903,280				13,208,878
9	367 Underground Conductors & Devices...	17,677,908	1,361,963	393,742			18,646,130
10	368 Line Transformers (Over & Under)....	5,695,624	260,274	136,289			5,819,609
11	369 Services (Over & Under).....	4,026,709	80,468	34,348			4,072,829
12	370 Meters-Consumer's Expense.....	3,438,108	142,470	38,240			3,542,338
13	371 Installation on Cust's Premises.....	1,095,367	3,377	584			1,098,160
14	373 Street Light and Signal Systems.....	3,690,098	92,895	8,728			3,774,265
15	3** Telecommunications.....	10,699,421	204,289	737,848			10,165,862
16	TOTAL DISTRIBUTION PLANT	98,281,950	3,922,523	1,675,188	0	0	100,529,285
17	5. GENERAL PLANT						
18	389 Land and Land Rights.....	98,576					98,576
19	390 Structures and Improvements.....	4,363,941	317,645	25,214			4,656,372
20	391/391-01 Office Furn & Equip/Comp Equip.....	2,976,770	124,892	78,363			3,023,300
21	392 Transportation Equipment.....	3,122,512					3,122,512
22	393 Stores Equipment.....	70,581					70,581
23	394 Tools, Shop and Garage Equipment...	167,020					167,020
24	395 Laboratory Equipment.....	176,118					176,118
25	396 Power Operated Equipment.....	175,918		667			175,252
26	397 Communication Equipment.....	861,204	12,953	5,648			868,510
27	398 Miscellaneous Equipment.....	117,094	17,835	1,092			133,837
28	399 Other Tangible Property.....						
29	3** Telecommunications.....	2,256,291	111,028	113,536			2,253,783
30	TOTAL GENERAL PLANT	14,386,025	584,353	224,519	0	0	14,745,859
31	TOTAL ELECTRIC PLANT IN SERVICE	217,467,344	5,924,113	2,038,311	0	0	221,353,146
32	TOTAL COST OF ELECTRIC PLANT.....						221,353,146
33							
34	Less Cost of Land, Land Rights, and Rights of Way.....						4,547,944
35	Total Cost upon which depreciation is based.....						216,805,203

The above figures should show the original cost of existing property. In case any part of the property is sold or retired, the cost of such property should be deducted from the cost of the plant. The net cost of the property, less the land values, should be taken as a basis for figuring depreciation.

TOTAL COST OF PLANT - GAS

1. Report below the cost of utility plant in service according to prescribed accounts.
2. Do not include as adjustments, corrections of additions and retirements for the current or the preceding year. Such items should be included in column (c) or (d) as appropriate.
3. Credit adjustments of plant accounts should be enclosed in parentheses to indicate the negative effect of such amounts.
4. Reclassifications or transfers within utility plant accounts should be shown in column (f).

Line No.	Account (a)	Balance Beginning of Year (b)	Additions (c)	Retirements (d)	Adjustments (e)	Transfers (f)	Balance End of Year (g)
1	1. INTANGIBLE PLANT						
2	301 Organization.....						
3	303 Miscellaneous Intangible Plant.....						
4	TOTAL INTANGIBLE PLANT	0	0	0	0	0	0
5	2. PRODUCTION PLANT						
6	Manufactured Gas Production						
7	304 Land and Land Rights.....	84,563					84,563
8	305 Structures and Improvements.....	228,526					228,526
9	306 Boiler Plant Equipment.....						
10	307 Other Power Plant Equipment.....	2,368					2,368
11	310 Water Gas Generating Equipment..						
12	311 Liquefied Petroleum Gas Equipment..	2,867					2,867
13	312 Oil Gas Generating Equipment.....						
14	313 Generating Equip - Other Processes..						
15	315 Catalytic Cracking Equipment.....						
16	316 Other Reforming Equipment.....						
17	317 Purification Equipment.....						
18	318 Residual Refining Equipment.....						
19	319 Gas Mixing Equipment.....	1,598,948					1,598,948
20	320 Other Equipment.....	16,647					16,647
21	TOTAL MANUFACTURED GAS PRODUCTION PLANT	1,933,918	0	0	0	0	1,933,918
22	3. STORAGE PLANT						
23	360 Land and Land Rights.....						
24	361 Structures and Improvements.....	574,764	145,423				720,187
25	362 Gas Holders.....						
26	363 Other Equipment.....						
30	TOTAL STORAGE PLANT	574,764	145,423	0	0	0	720,187

TOTAL COST OF PLANT - GAS (Concluded)

Line No.	Account (a)	Balance Beginning of Year (b)	Additions (c)	Retirements (d)	Adjustments (e)	Transfers (f)	Balance End of Year (g)
1	4. TRANSMISSION AND DISTRIBUTION PLANT						
2	365.1 Land and Land Rights.....	92,538					92,538
3	365.2 Rights-of-Way.....						
4	366 Structures and Improvements.....	878,592		11,895			866,697
5	367 Mains.....	22,080,750	1,738,572	83,249			23,736,073
6	368 Compressor Station Equipment...	97,360	30,457	770			127,047
7	369 Measuring and Regulating Station Equipment.....	1,826,138	86,487	16,832			1,895,793
8	370 Comm Equip Meters/Telemeter.....	366,829					366,829
9	380 Services.....	19,942,520	1,272,728	327,830			20,887,418
10	381 Meters.....	5,235,573	99,438	47,434			5,287,576
11	382 Meter Installations.....	5,086					5,086
12	383 House Regulators.....						
13	386 Other Property on Cust's Prem...						
14	387 Other Equipment.....	24,871					24,871
15	TOTAL TRANSMISSION AND DISTRIBUTION PLANT	50,550,256	3,227,683	488,009	0	0	53,289,929
17	5. GENERAL PLANT						
18	389 Land and Land Rights.....	59,754					59,754
19	390 Structures and Improvements.....	1,675,994	19,491	3,230			1,692,255
20	391/391-01 Office Furn & Equip/Comp Equip	1,648,579	64,621	167,859			1,545,341
21	392 Transportation Equipment.....	1,189,088	105,450	1,000			1,293,538
22	393 Stores Equipment.....	18,710					18,710
23	394 Tools, Shop and Garage Equipment	347,027	83,589	1,300			429,316
24	395 Laboratory Equipment.....						
25	396 Power Operated Equipment.....	13,415					13,415
26	397 Communication Equipment.....	371,966	6,975	6,587			372,354
27	398 Miscellaneous Equipment.....	25,141		395			24,747
28	399 Other Tangible Property.....						
29	TOTAL GENERAL PLANT	5,349,674	280,125	180,370	0	0	5,449,429
30	TOTAL GAS PLANT IN SERVICE	58,408,612	3,653,231	668,380	0	0	61,393,463
31	TOTAL COST OF GAS PLANT.....						61,393,463
32							
33	Less Cost of Land, Land Rights, and Rights of Way.....						236,856
34	Total Cost upon which depreciation is based.....						61,156,607

The above figures should show the original cost of existing property. In case any part of the property is sold or retired, the cost of such property should be deducted from the cost of the plant. The net cost of the property, less the land values, should be taken as a basis for figuring depreciation.

COMPARATIVE BALANCE SHEET Assets and Other Debits

Line No.	Title of Account (a)	Balance Beginning of Year (b)	Balance End of Year (c)	Increase or (Decrease) (d)
1	UTILITY PLANT			
2	101 Utility Plant in Service - Electric (pg 17).....	137,737,250	137,708,456	(28,794)
3	101 Utility Plant in Service - Gas (pg 20).....	28,164,480	30,027,262	1,862,783
4	Non Operating Plant.....	5,988,390	5,988,390	0
5	TOTAL UTILITY PLANT	171,890,119	173,724,108	1,833,989
6				
7				
8				
9				
10				
11	FUND ACCOUNTS			
12	125 Sinking Funds.....			
13	126 Depreciation Fund (pg 14) see acct 234 pg 11.....			
14	128 Other Special Funds.....	26,448,668	29,754,287	3,305,619
15	TOTAL FUNDS	26,448,668	29,754,287	3,305,619
16	CURRENT AND ACCRUED ASSETS			
17	131 Cash (pg 14).....	3,742,364	2,562,301	(1,180,063)
18	132 Special Deposits.....	1,602,638	2,009,756	407,118
19	132 Working Funds.....	15,350	15,350	0
20	141 Notes and Receivables.....			
21	142 Customer Accounts Receivable.....	8,727,825	7,165,935	(1,561,890)
22	143 Other Accounts Receivable.....			
23	146 Receivables from Municipality.....	560,703	515,223	(45,480)
24	151 Materials and Supplies (pg 14).....	3,610,919	4,473,067	862,148
25	163 Stores Expense.....			
26	165 Prepayments.....	58,816,135	63,077,390	4,261,255
27	174 Miscellaneous Current Assets.....	4,257,692	3,123,298	(1,134,394)
28	TOTAL CURRENT AND ACCRUED ASSETS	81,333,626	82,942,320	1,608,694
29	DEFERRED DEBITS			
30	181 Unamortized Debt Discount.....	729,999	663,333	(66,666)
31	182 Extraordinary Property Debits.....			
32	185 Other Deferred Debits.....	0	0	0
33	TOTAL DEFERRED DEBITS	729,999	663,333	(66,666)
34				
35	TOTAL ASSETS AND OTHER DEBITS	280,402,412	287,084,048	6,681,636

COMPARATIVE BALANCE SHEET Liabilities and Other Credits

Line No.	Title of Account (a)	Balance Beginning of Year (b)	Balance End of Year (c)	Increase or (Decrease) (d)
1	APPROPRIATIONS			
2	201 Appropriations for Construction.....			
3	SURPLUS			
4	205 Sinking Fund Reserves.....			
5	206 Loans Repayment.....	1,505,000	0	(1,505,000)
6	207 Appropriations for Construction Repayment.....			
7	208 Unappropriated Earned Surplus (pg 12).....	100,964,499	113,191,521	12,227,022
8	TOTAL SURPLUS	102,469,499	113,191,521	10,722,022
9	LONG TERM DEBT			
10	221 Bonds (pg 6).....	0	0	0
11	231 Notes Payable (pg 7).....	21,839,664	0	(21,839,664)
12	228 Net Pension Liability.....	32,530,154	20,953,484	(11,576,670)
13	TOTAL BONDS AND NOTES	54,369,818	20,953,484	(33,416,334)
14	CURRENT AND ACCRUED LIABILITIES			
15	232 Accounts Payable.....	9,774,707	9,176,086	(598,621)
16	234 Payables to Municipality.....			
17	235 Customer Deposits.....	1,290,386	1,618,089	327,703
18	236 Taxes Accrued.....			
19	237 Interest Accrued.....	298,475	0	(298,475)
20	242 Miscellaneous Current and Accrued Liabilities.....	0	0	0
21	TOTAL CURRENT AND ACCRUED LIABILITIES	11,363,568	10,794,175	(569,393)
22	DEFERRED CREDITS			
23	251 Unamortized Premium on Debt.....			
24	252 Customer Advance for Construction.....			
25	253 Other Deferred Credits.....	111,450,261	141,395,603	29,945,342
26	TOTAL DEFERRED CREDITS	111,450,261	141,395,603	29,945,342
27	RESERVES			
28	260 Reserves for Uncollectible Accounts.....	749,267	749,267	0
29	261 Property Insurance Reserve.....			
30	262 Injuries and Damages Reserves.....			
31	263 Pensions and Benefits.....			
32	265 Miscellaneous Operating Reserves.....			
33	TOTAL RESERVES	749,267	749,267	0
34	CONTRIBUTIONS IN AID OF CONSTRUCTION			
35	271 Contributions in Aid of Construction.....			0
36	TOTAL LIABILITIES AND OTHER CREDITS	280,402,413	287,084,050	6,681,637

State below if any earnings of the Municipal Lighting Plant have been used for any purpose other than discharging indebtedness of the plant, the purpose for which used and the amount thereof.

STATEMENT OF INCOME FOR THE YEAR

Line No.	Account (a)	Total	
		Current Year (b)	Increase or (Decrease) from Preceding Year (c)
1	OPERATING INCOME		
2	400 Operating Revenue (pg 37 and pg 43)	74,662,149	4,205,738
3	Operating Expenses:		
4	401 Operation Expense (pg 42 and pg 47).....	47,196,833	1,327,301
5	402 Maintenance Expense (pg 42 and pg 47).....	10,599,925	(345,277)
6	403 Depreciation Expense	8,136,995	130,585
7	407 Amortization of Property Losses.....	0	0
8			
9	408 Taxes (pg 49).....		
10	Total Operating Expenses	65,933,754	1,112,610
11	Operating Income	8,728,395	3,093,128
12	414 Other Utility Operating Income (pg 50).....	0	0
13			
14	Total Operating Income	8,728,395	3,093,128
15	OTHER INCOME		
16	415 Income from Merchandising, Jobbing, and Contract Work (pg 51).....	(25,888)	(35,327)
17	419 Interest Income.....	4,553,677	(675,910)
18	421 Miscellaneous Nonoperating Income.....	1,164,265	(60,451)
19	Total Other Income	5,692,054	(771,688)
20	TOTAL INCOME	14,420,449	2,321,440
21	MISCELLANEOUS INCOME DEDUCTIONS		
22	425 Miscellaneous Amortization.....		
23	426 Other Income Deductions.....	1,890,063	791,106
24	Total Income Deductions	1,890,063	791,106
25	Income before Interest Charges	12,530,386	1,530,334
26	INTEREST CHARGES		
27	427 Interest on Bonds and Notes.....	459,893	(333,070)
28	428 Amortization of Debt Discount and Expense.....	66,667	(0)
29	429 Amortization of Premium on Debt.....		
30	431 Other Interest Expense.....	8,010	(2,209)
31	432 Interest Charged to Construction-Credit.....		
32	Total Interest Charges	534,570	(335,279)
33	NET INCOME	11,995,816	1,865,613

EARNED SURPLUS

Line No.	(a)	Debits (b)	Credits (c)
34	Unappropriated Earned Surplus (at beginning of Period).....		100,964,499
35	Adjustment to correct Unappropriated Earned Surplus.....		
36	Adjustment to correct Unappropriated Earned Surplus.....		1,505,000
37	433 Balance transferred from Income.....		11,995,816
38	434 Miscellaneous Credits to Surplus (pg 21).....	0	
39	435 Miscellaneous Debits to Surplus (pg 21).....	1,273,794.2	
40	436 Appropriations of Surplus (pg 21).....	0	
41	437 Surplus Applied to Depreciation.....		
42	208 Unappropriated Earned Surplus (at end of period).....	113,191,521	
43			
44	TOTALS	114,465,316	114,465,315

STATEMENT OF INCOME FOR THE YEAR

Electric		Gas		Line No.
Current Year (d)	Increase or (Decrease) from Preceding Year (e)	Current Year (f)	Increase or (Decrease) from Preceding Year (g)	
51,780,356	1,864,802	22,881,793	2,340,936	1
				2
				3
31,516,711	589,350	15,680,122	737,951	4
8,037,344	(84,954)	2,562,581	(260,323)	5
6,391,843	86,292	1,745,153	44,294	6
				7
				8
				9
45,945,898	590,688	19,987,856	521,922	10
5,834,457	1,274,113	2,893,938	1,819,015	11
0	0			12
				13
5,834,457	1,274,113	2,893,938	1,819,015	14
				15
1,053	2,607	(26,941)	(37,934)	16
4,189,045	(689,809)	364,632	13,899	17
1,172,214	(46,172)	(7,949)	(14,279)	18
5,362,312	(733,374)	329,742	(38,314)	19
11,196,769	540,739	3,223,680	1,780,701	20
				21
				22
1,714,177	668,428	175,887	122,679	23
1,714,177	668,428	175,887	122,679	24
9,482,593	(127,688)	3,047,793	1,658,022	25
				26
416,910	(301,377)	42,983	(31,693)	27
66,667	(0)	0	0	28
				29
0	0	8,010	(2,209)	30
				31
483,576	(301,378)	50,993	(33,902)	32
8,999,016	173,689	2,996,800	1,691,924	33

CASH BALANCES AT END OF YEAR (Account 131)

Line No.	Items (a)	Amount (b)
1	Operation Fund.....	2,562,301
2	Interest Fund.....	
3	Bond Fund.....	
4	Construction Fund.....	
5		
6		
7		
8		
9		
10		
11		
12	TOTAL	2,562,301

MATERIALS AND SUPPLIES (Accounts 151-159, 163)

Summary per Balance Sheet

Line No.	Account (a)	Amount End of Year	
		Electric (b)	Gas (c)
13	Fuel (Account 151) (See Schedule, Page 25).....		
14	Fuel Stock Expenses (Account 152).....	0	767,681
15	Residuals (Account 153).....		
16	Plant Materials and Operating Supplies (Account 154).....	2,894,430	810,956
17	Merchandise (Account 155).....		
18	Other Materials and Supplies (Account 156).....		
19	Nuclear Fuel Assemblies and Components - In Reactor (Acct 157)....		
20	Nuclear Fuel Assemblies and Components - Stock Acct (Acct 158)...		
21	Nuclear Byproduct Materials (Account 159).....		
22	Stores Expense (Account 163).....		
23	Total per Balance Sheet	2,894,430	1,578,637

DEPRECIATION FUND ACCOUNT (Account 126)

Line No.	Items (a)	Amount (b)
25	Balance of Account at Beginning of Year.....	0
26	Income During Year from Balance on Deposit.....	8,136,995
27	Amount Transferred from Income.....	
28	TOTAL	8,136,995
29		
30	CREDITS	
31	Amount expended for Construction Purposes (Sec. 57, C. 164 of G.L.).....	0
32	Amounts Expended for Renewals.....	8,136,995
33		
34		
35		
36		
37		
38		
39	Balance on Hand at End of Year.....	0
40	TOTAL	8,136,995

UTILITY PLANT - ELECTRIC

1. Report below the items of utility plant in service according to prescribed accounts
 2. Do not include as adjustments, corrections of additions and retirements for the current or the preceding year. Such items should be included in column (c).
 3. Credit adjustments of plant accounts should be enclosed in parentheses to indicate the negative effect of such amounts.
 4. Reclassifications or transfers within utility plant accounts should be shown in column (f).

Line No.	Account (a)	Balance Beginning of Year (b)	Additions (c)	Depreciation (d)	Other Credits (e)	Adjustments Transfers (f)	Balance End of Year (g)
1	1. INTANGIBLE PLANT						
2							
3							
4		0	0	0	0	0	0
5	2. PRODUCTION PLANT						
6	A. Steam Production						
7	310 Land and Land Rights.....						
8	311 Structures and Improvements.....	192,686		8,960			183,726
9	312 Boiler Plant Equipment.....	0					0
10	312-01 Boiler Plant Equipment Comm.....						
11	313 Engines and Engine Driven Generators - Commercial Steam Line						
12	314 Turbogenerator Units.....						
13	315 Accessory Electric Equipment.....						
14	316 Miscellaneous Power Plant Equipment.....	0					0
15							
16	Total Steam Production Plant	192,686	0	8,960	0	0	183,726
17	B. Nuclear Production Plant						
18	320 Land and Land Rights.....						
19	321 Structures and Improvements.....						
20	322 Reactor Plant Equipment.....						
21	323 Turbogenerator Units.....						
22	324 Accessory Electric Equipment.....						
23	325 Miscellaneous Power Plant Equipment.....						
24	Total Nuclear Production Plant	0	0	0	0	0	0

UTILITY PLANT - ELECTRIC (Continued)

Line No.	Account (a)	Balance Beginning of Year (b)	Additions (c)	Depreciation (d)	Other Credits (e)	Adjustments Transfers (f)	Balance End of Year (g)
1	C. Hydraulic Production Plant						
2	330 Land and Land Rights.....	876,412					876,412
3	331 Structures and Improvements.....	20,275,027	53,388	752,539			19,575,875
4	332 Reservoirs, Dams and Waterways...	11,774,539		607,017			11,167,522
5	333 Waterwheels, Turbines and Generators.....	23,979,036	803,648	963,173			23,819,511
6	334 Accessory Electric Equipment.....	3,511,667	223,352	156,806			3,578,214
7	335 Miscellaneous Power Plant Equipment.....	344,977		12,473			332,504
8	336 Roads, Railroads and Bridges.....	0					0
9	Total Hydraulic Production Plant	60,761,657	1,080,388	2,492,008	0	0	59,350,037
10	D. Other Production Plant						
11	340 Land and Land Rights.....	15,040					15,040
12	341 Structures and Improvements.....						
13	342 Fuel Holders, Producers and Accessories.....						
14	343 Prime Movers.....						
15	344 Generators.....						
16	345 Accessory Electric Equipment.....						
17	346 Miscellaneous Power Plant Equipment.....						
18	Total Other Production Plant	15,040	0	0	0	0	15,040
19	TOTAL PRODUCTION PLANT	60,969,383	1,080,388	2,500,967	0	0	59,548,803
20	3. TRANSMISSION PLANT						
21	350 Land and Land Rights.....	789,526	2,090				791,616
22	350-01 Transmission & Row	0	139,937				139,937
23	351 Clearing Land and Rights of Way....	0	1,514				1,514
24	352 Structures and Improvements.....	0					0
25	353 Station Equipment.....	9,136,635	183,641	234,824	94,348		8,991,104
26	354 Towers and Fixures.....	0					0
27	355 Poles and Fixtures.....	1,223,799		54,535			1,169,265
28	356 Overhead Conductors and Devices...	172,213		17,605			154,608
29	357 Underground Conduits.....	0					0
30	358 Underground Conductors and Devices.....	0					0
31	359 Roads and Trails.....		9,667				9,667
32	TOTAL TRANSMISSION PLANT	11,322,174	336,849	306,963	94,348	0	11,257,711

UTILITY PLANT - ELECTRIC (Concluded)

Line No.	Account (a)	Balance Beginning of Year (b)	Additions (c)	Depreciation (d)	Other Credits (e)	Adjustments Transfers (f)	Balance End of Year (g)
1	4. DISTRIBUTION PLANT						
2	360 Land and Land Rights.....	2,519,363					2,519,363
3	361 Structures and Improvements.....	40,849		5,383	7,640		27,826
4	362 Station Equipment.....	16,728,960	252,219	620,883			16,360,296
5	363 Storage Battery Equipment.....						
6	364 Poles, Towers and Fixtures.....	3,593,219	275,743	193,098	17,299		3,658,565
7	365 Overhead Conductors and Devices...	4,148,133	345,544	285,955	20,638		4,187,085
8	366 Underground Conduit.....	5,513,273	903,280	383,941			6,032,612
9	367 Underground Conductors and Devices	11,179,589	1,361,963	545,111	90,792		11,905,649
10	368 Line Transformers (Over & Under).....	2,665,089	260,274	200,416	16,521		2,708,425
11	369 Services (Over & Under).....	1,069,325	80,468	150,348	6,870		992,575
12	370 Meters.....	2,357,052	142,470	117,917	1,583		2,380,022
13	371 Installation on Cust's Premises.....	275,175	3,377	47,635	448		230,470
14	373 Street Lighting and Signal Systems....	1,429,824	92,895	125,476	6,811		1,390,432
15	3** Telecommunications.....	7,662,717	204,288	250,264	416,722		7,200,019
16	TOTAL DISTRIBUTION PLANT	59,182,567	3,922,523	2,926,428	585,324	0	59,593,338
17	5. GENERAL PLANT						
18	389 Land and Land Rights.....	98,576					98,576
19	390 Structures and Improvements.....	2,505,468	317,645	128,905	16,656		2,677,552
20	391/391-01 Office Furn & Equip/Comp Equip	836,821	124,892	116,509	5,857		839,347
21	392 Transportation Equipment.....	475,689		210,228			265,461
22	393 Stores Equipment.....	43,492		6,611			36,881
23	394 Tools, Shop and Garage Equipment..	59,732		9,986			49,747
24	395 Laboratory Equipment.....	4,502		2,395			2,107
25	396 Power Operated Equipment.....	81,257		14,471	200		66,587
26	397 Communication Equipment.....	242,797	12,953	32,649	1,080		222,021
27	398 Miscellaneous Equipment.....	17,894	17,835	534			35,195
28	399 Other Tangible Property.....						
29	3** Telecommunications.....	498,719	111,028	135,197			474,549
30	TOTAL GENERAL PLANT	4,864,949	584,353	657,484	23,794	0	4,768,024
31	TOTAL ELECTRIC PLANT IN SERVICE	136,339,073	5,924,113	6,391,843	703,466	0	135,167,877
32	104 Utility Plant leased to Others.....						
33	105 Property Held for Future Use.....	0					0
34	107 Construction Work in Progress.....	1,398,177	5,384,406		4,242,004		2,540,579
	108 Accumulated Depreciation						
35	TOTAL UTILITY ELECTRIC PLANT	137,737,250	11,308,519	6,391,843	4,945,470	0	137,708,456

PRODUCTION FUEL AND OIL STOCKS (Included in Account 151)
(Except Nuclear Materials)

1. Report below the information called for concerning production fuel and oil stocks.
2. Show quantities in tons of 2,000 lbs., gal., or Mcf., whichever unit of quantity is applicable.
3. Each kind of coal or oil should be shown separately.
4. Show gas and electric fuels separately by specific use.

Line No.	Item (a)	Total Cost (b)	KINDS OF FUEL AND OIL			
			Oil BBL (c)	Oil Cost (d)	System Storage MMBTU (e)	System Storage Cost (f)
1	On Hand Beginning of Year.....	591,807	0	0	264,679	472,385
2	Received During Year.....	930,548	0	0	194,935	482,005
3	TOTAL	1,522,355	0	0	459,614	954,390
4	Used During Year (Note A).....	754,674			170,947	307,811
5	(Boiler Fuel)					
6						
7						
8						
9						
10						
11	Sold or Transferred.....	0				
12	TOTAL DISPOSED OF	754,674	0	0	170,947	307,811
13	BALANCE END OF YEAR	767,681	0	0	288,667	646,580

Line No.	Item (g)	KINDS OF FUEL AND OIL - continued			
		Propane GALS (h)	Propane Cost (i)	LNG GALS (j)	LNG Cost (k)
14	On Hand Beginning of Year.....	0	0	170,322	119,422
15	Received During Year.....	0	0	640,749	448,542
16	TOTAL	0	0	811,071	567,965
17	Used During Year (Note A).....	0	0	632,943	446,863
18	(Boiler Fuel)				
19					
20					
21					
22					
23					
24	Sold or Transferred.....				
25	TOTAL DISPOSED OF	0	0	632,943	446,863
26	BALANCE END OF YEAR	0	0	178,128	121,102

Note A - Indicate specific purpose for which used, e.g., Boiler Oil, Make Oil, Generator Fuel, etc.

UTILITY PLANT - GAS

1. Report below the items of utility plant in service according to prescribed accounts
2. Do not include as adjustments, corrections of additions and retirements for the current or the preceding year. Such items should be included in column (c).
3. Credit adjustments of plant accounts should be enclosed in parentheses to indicate the negative effect of such amounts.
4. Reclassifications or transfers within utility plant accounts should be shown in column (f).

Line No.	Account (a)	Balance Beginning of Year (b)	Additions (c)	Depreciation (d)	Other Credits (e)	Adjustments Transfers (f)	Balance End of Year (g)
1	1. INTANGIBLE PLANT						
2							
3							
4		0	0	0	0	0	0
5	2. PRODUCTION PLANT						
6	A. Manufactured Gas Production						
7	304 Land and Land Rights.....	84,563					84,563
8	305 Structures and Improvements.....	136,947		4,759			132,188
9	306 Boiler Plant Equipment.....						
10	307 Other Power Plant Equipment.....	1,857		71			1,786
11	310 Water Gas Generating Equipment...						
12	311 Liquefied Petroleum Gas Equipment.....	(0)					(0)
13	312 Oil Gas Generating Equipment.....						
14	313 Generating Equipment - Other Processes.....						
15	315 Catalytic Cracking Equipment.....						
16	316 Other Reforming Equipment.....						
17	317 Purification Equipment.....						
18	318 Residual Refining Equipment.....						
19	319 Gas Mixing Equipment.....	234,681		20,940			213,741
20	320 Other Equipment.....	14,500		499			14,000
21	TOTAL MANUFACTURED GAS PRODUCTION PLANT	472,548	0	26,269	0	0	446,279
22	2. STORAGE PLANT						
23	360 Land and Land Rights.....						
24	361 Structures and Improvements.....	425,308	145,423	16,491			554,239
25	362 Gas Holders.....						
26	363 Other Equipment.....						
27	TOTAL STORAGE PLANT	425,308	145,423	16,491	0	0	554,239

UTILITY PLANT - GAS (Concluded)

Line No.	Account (a)	Balance Beginning of Year (b)	Additions (c)	Depreciation (d)	Other Credits (e)	Adjustments Transfers (f)	Balance End of Year (g)
1	4. TRANSMISSION AND DISTRIBUTION PLANT						
2	365.1 Land and Land Rights.....	92,538					92,538
3	365.2 Rights-Of-Way.....						
4	366 Structures and Improvements.....	16,028		1,894	4,093		10,041
5	367 Mains.....	7,779,155	1,738,572	630,975	30,877		8,855,875
6	368 Compressor Station Equipment.....	73,657	30,457	2,921	391		100,803
7	369 Measuring and Regulating Station Equipment.....	1,461,059	86,487	54,291	3,975		1,489,280
8	370 Communication Equip/Telemeter....	243,690		11,005			232,685
9	380 Services.....	12,437,787	1,272,728	598,276	133,139		12,979,101
10	381 Meters.....	2,593,446	99,438	157,067	575		2,535,242
11	382 Meter Installations.....	1,409		153			1,256
12	383 House Regulators.....						
13	386 Other Property on Cust's Prem.....						
14	387 Other Equipment.....	186		12			174
15	TOTAL TRANSMISSION AND DISTRIBUTION PLANT	24,698,955	3,227,683	1,456,592	173,050	0	26,296,996
16	5. GENERAL PLANT						
17	389 Land and Land Rights.....	59,754					59,754
18	390 Structures and Improvements.....	687,956	19,491	47,810			659,636
19	391/391-01 Office Furn & Equip/Comp Equip	479,398	64,621	61,316	4,236		478,467
20	392 Transportation Equipment.....	191,165	105,450	105,415			191,200
21	393 Stores Equipment.....	18,710		3,742			14,968
22	394 Tools, Shop and Garage Equipment	82,039	83,589	12,211			153,416
23	395 Laboratory Equipment.....						
24	396 Power Operated Equipment.....	7,212		902			6,311
25	397 Communication Equipment.....	132,294	6,975	13,365	0		125,904
26	398 Miscellaneous Equipment.....	9,083		1,039			8,044
27	399 Other Tangible Property.....						
28	TOTAL GENERAL PLANT	1,667,612	280,125	245,800	4,236	0	1,697,701
29	TOTAL GAS PLANT IN SERVICE	27,264,423	3,653,231	1,745,153	177,287	0	28,995,214
30	104 Utility Plant leased to Others.....						
31	105 Property Held for Future Use.....	0	3,152				3,152
32	107 Construction Work in Progress.....	900,057	3,713,845		3,585,006		1,028,896
33	108 Accumulated Depreciation						
	TOTAL UTILITY GAS PLANT	28,164,480	7,370,228	1,745,153	3,762,292	0	30,027,262

MISCELLANEOUS NON-OPERATING INCOME (Account 421)

Line No.	Item (a)	Amount (b)
1	Miscellaneous Income	519,109
2	O&M Contracts	645,156
3	Gain on Plant Retirements	0
4		
5		
6	TOTAL	1,164,265

OTHER INCOME DEDUCTIONS (Account 426)

Line No.	Item (a)	Amount (b)
7	Loss on Plant Retirements	876,752
8	Boiler Demolition Expense	580,266
9	Other Deductions	0
10		
11	Const Services Monthly Fee	433,044
12		
13		
14	TOTAL	1,890,063

MISCELLANEOUS CREDITS TO SURPLUS (Account 434)

Line No.	Item (a)	Amount (b)
15		
16		
17		
18		
19		
20		
21		
22	TOTAL	0

MISCELLANEOUS DEBITS TO SURPLUS (Account 435)

Line No.	Item (a)	Amount (b)
23	Pilot - City of Holyoke	1,194,151
24	Pilot - Others	79,643
25		
26	Const Services Monthly Fee	
27		
28		
29		
30	TOTAL	1,273,794

APPROPRIATIONS OF SURPLUS (Account 436)

Line No.	Item (a)	Amount (b)
31	Bond Principal Payments	0
32	Note Payable to City	0
33	Note Payable to Bank	0
34		
35		
36		
37		
38	TOTAL	0

MUNICIPAL REVENUE (Accounts 482, 444)
(K.W.H. Sold under the Provisions of Chapter 269, Acts of 1927)

Line No.	Acct. No.	Gas Schedule (a)	Cubic Feet (b)	Revenue Received (c)	Average Revenue per M.C.F. (\$0.0000) (d)
1	482	Municipal B	67,348	706,887	10.4960
2					
3					
4		TOTALS	67,348	706,887	10.4960
Line No.	Acct. No.	Electric Schedule (a)	K.W.H. (b)	Revenue Received (c)	Average Revenue per K.W.H. (cents) (\$0.0000) (d)
5	444	Municipal: (Other Than Street Lighting)	18,019,514	2,436,865	0.1352
6					
7					
8		TOTALS	18,019,514	2,436,865	0.1352
9					
10		Street Lighting*	1,757,236	393,121	0.2237
11		TOTALS	1,757,236	393,121	0.2237
12					
13		*Includes material costs for new & replacement lighting over multiple year repayments			
14					
15					
16					
17					
18					
19		TOTALS	19,776,750	2,829,986	0.1431

PURCHASED POWER (Account 555)

Line No.	Names of Utilities from which Electric Energy is Purchased (a)	Where and at What Voltage Received (b)	K.W.H. (c)	Amount (d)	Cost per K.W.H. (cents) (\$0.0000) (e)
20		See pages 54 & 55			
21					
22					
23					
24					
25					
26					
27					
28					
29		TOTALS			

SALES FOR RESALE (Account 447)

Line No.	Names of Utilities from which Electric Energy is Purchased (a)	Where and at What Voltage Received (b)	K.W.H. (c)	Amount (d)	Revenues per K.W.H. (cents) (\$0.0000) (e)
30		See pages 52 & 53			
31					
32					
33					
34					
35					
36					
37		TOTALS			

SALES OF ELECTRICITY TO ULTIMATE CONSUMERS

Report by account number the K.W.H. sold, the amount derived and the number of customers under each filed schedule or contract. Municipal sales and unbilled sales may be reported separately in total.

Line No.	Account No.	Schedule (a)	K.W.H. (b)	Revenue (c)	Average Revenue per K.W.H. (cents) *(\$0.0000) (d)	Number of Customers (per Bills Rendered)	
						July 31 (e)	December 31 (f)
1	440-00	Residential (ER)*	108,681,253	15,306,841	0.1408	14,966	14,962
2	440-01	Residential - Off Peak					
3	440-02	Residential - General Service (EK)					
4	442-00	Commercial (EC)**	201,703,027	25,654,368	0.1272	2,273	2,262
5	442-02	Commercial D					
6	442-03	Area Lighting (CL)	672,970	310,978	0.4621	475	473
7	442-01	Industrial (LI, HW, SI)	49,910,073	5,106,473	0.1023	22	22
8	444-00	Municipal Lighting (MC)	18,019,514	2,436,865	0.1352	135	133
9	444-01	Street Lighting (SL)***	1,757,236	393,121	0.2237	1	1
10	484-00	Interdepartmental Sales		267,786			
11							
12							
13							
14							
15							
16							
17							
18							
19							
20							
21							
22							
23							
24							
25							
26							
27							
28							
29							
30		*Total number of Residential customers, when including multiple units per meter,					
31		is 18,064 for year end.					
32							
33		** 24,270,461 kwh of 201,703,027 kwh is Residential Multidwelling. Total Residential kwh sales is 132,951,714 kwh					
36							
37		***Includes material costs for new & replacement lighting over multiple year repayments					
38							
39							
40							
41	TOTAL SALES TO ULTIMATE CONSUMERS						
42	(Page 37 Line 11)		380,744,073	49,476,432	0.1299	17,872	17,853

ELECTRIC OPERATION AND MAINTENANCE EXPENSES

1. Enter in the space provided the operation and maintenance expenses for the year.
2. If the increases and decreases are not divided from previously reported figures explain in footnote.

Line No.	Account (a)	Amount for Year (b)	Increase or (Decrease) from Preceding Year (c)
1	POWER PRODUCTION EXPENSE		
2	STEAM POWER GENERATION		
3	Operation:		
4	500 Operation supervision and engineering.....	59,316	(10,739)
5	501 Fuel.....		
6	502 Steam expense.....	0	0
7	503 Steam from other sources.....		
8	504 Steam transferred -- Cr.....		
9	505 Electric expenses.....		
10	506 Miscellaneous steam power expenses - Water for Steam (30-502-01).....		
11	507 Rents.....		
12	Total Operation	59,316	(10,739)
13	Maintenance:		
14	510 Maintenance supervision and engineering.....	4,919	(1,383)
15	511 Maintenance of structures.....		
16	512 Maintenance of boiler plant (50-501-04).....		
17	513 Maintenance of electric plant.....		
18	514 Maintenance of miscellaneous steam plant (456).....		
19	Telecom.....	0	0
20	Total Maintenance	4,919	(1,383)
21	TOTAL STEAM POWER GENERATION	64,235	(12,122)
22	NUCLEAR POWER GENERATION		
23	Operation:		
24	517 Operation supervision and engineering.....		
25	518 Fuel.....		
26	519 Coolants and water.....		
27	520 Steam expense.....		
28	521 Steam from other sources.....		
29	522 Steam transferred - Cr.....		
30	523 Electric expenses.....		
31	524 Miscellaneous nuclear power expenses.....		
32	525 Rents.....		
33	Total Operation	0	0
34	Maintenance:		
35	528 Maintenance supervision and engineering.....		
36	529 Maintenance of structures.....		
37	530 Maintenance of reactor plant equipment.....		
38	531 Maintenance of electric plant.....		
39	532 Maintenance of miscellaneous nuclear plant.....		
40	Total Maintenance	0	0
41	TOTAL NUCLEAR POWER GENERATION	0	0
42	HYDRAULIC POWER GENERATION		
43	Operation:		
44	535 Operation supervision and engineering.....	1,050,207	738
45	536 Water for power/Fuel.....	374,748	(2,564)
46	537 Hydraulic expenses.....	354,986	(50,337)
47	538 Electric expenses.....		
48	539 Miscellaneous hydraulic power generation expenses.....	423,182	81,149
49	540 Rents.....	0	0
50	Total Operation	2,203,123	28,987

ELECTRIC OPERATION AND MAINTENANCE EXPENSES - CONTINUED

Line No.	Account (a)	Amount for Year (b)	Increase or (Decrease) from Preceding Year (c)
1	HYDRAULIC POWER GENERATION - CONTINUED		
2	Maintenance:		
3	541 Maintenance Supervision and Engineering.....	515,798	(11,506)
4	542 Maintenance of Structures.....	25,123	(38,266)
5	543 Maintenance of Reservoirs, Dams and Waterways.....	738,535	162,705
6	544 Maintenance of Electric Plant.....	712	712
7	545 Maintenance of Miscellaneous Hydraulic Plant.....	1,757,042	(37,975)
8	Total Maintenance	3,037,209	75,671
9	TOTAL HYDRAULIC POWER GENERATION	5,240,332	104,657
10	OTHER POWER GENERATION		
11	Operation:		
12	546 Operation Supervision and Engineering.....		
13	547 Fuel.....		
14	548 Operation Expenses.....		
15	549 Miscellaneous Other Power Generation Expenses.....		
16	550 Rents.....		
17	Total Operation	0	0
18	Maintenance:		
19	551 Maintenance Supervision and Engineering.....		
20	552 Maintenance of Structure.....		
21	553 Maintenance of Generating and Electric Plant.....		
22	554 Maintenance of Miscellaneous Other Power Generation Plant.....		
23	Total Maintenance	0	0
24	TOTAL OTHER POWER GENERATION	0	0
25	OTHER POWER SUPPLY EXPENSES		
26	555 Purchased Power.....	12,640,601	2,152,287
27	556 System Control and Load Dispatching.....		
28	557 Other Expenses.....	1,062,407	63,871
29	TOTAL OTHER POWER SUPPLY EXPENSES	13,703,007	2,216,158
30	TOTAL POWER PRODUCTION EXPENSES	19,007,575	2,308,693
31	TRANSMISSION EXPENSES		
32	Operation:		
33	560 Operation Supervision and Engineering.....	754,302	80,551
34	561 Load Dispatching.....		
35	562 Station Expenses.....	151,911	4,529
36	563 Overhead Line Expenses.....		
37	564 Underground Line Expenses.....		
38	565 Transmission of Electricity by Others.....	2,812,734	348,732
39	566 Miscellaneous Transmission Expenses.....	26,996	(12,119)
40	567 Rents.....		
41	Total Operation	3,745,942	421,693
42	Maintenance:		
43	568 Maintenance Supervision and Engineering.....	18,156	
44	569 Maintenance of Structures.....		
45	570 Maintenance of Station Equipment.....	374,988	71,152
46	571 Maintenance of Overhead Lines.....	197,427	10,983
47	572 Maintenance of Underground Lines.....		
48	573 Maintenance of Miscellaneous Transmission Plant.....		
49	Total Maintenance	590,571	82,135
50	TOTAL TRANSMISSION EXPENSES	4,336,513	503,828

ELECTRIC OPERATION AND MAINTENANCE EXPENSES - CONTINUED

Line No.	Account (a)	Amount for Year (b)	Increase or (Decrease) from Preceding Year (c)	Preceding Year 12/31/19
1	DISTRIBUTION EXPENSES			
2	Operation:			
3	580 Operation Supervision and Engineering.....	897,410	77,152	820,258
4	581 Load Dispatching.....			
5	582 Station Expenses.....	118,323	(58,443)	176,766
6	583 Overhead Line Expenses.....	0	0	0
7	584 Underground Line Expenses.....	0		0
8	585 Street Lighting and Signal System Expenses (852 Communications).....	89,495	14,149	75,346
9	586 Meter Expenses.....	155,039	7,444	147,595
10	587 Customer Installations Expenses.....	498,780	(86,414)	585,194
11	588 Miscellaneous Distribution Expenses (163's incl).....	549,565	84,071	465,494
12	589 Rents.....			
13	Telecom (163 & 852 incl).....	1,661,208	107,915	1,553,294
14	Total Operation	3,969,820	145,873	3,823,947
15	Maintenance:			
16	590 Maintenance supervision and engineering.....	172,372	(77,546)	249,918
17	591 Maintenance of Structures.....	0		0
18	592 Maintenance of Station Equipment.....	95,187	(15,480)	110,667
19	593 Maintenance of Overhead Lines.....	2,493,140	284,811	2,208,329
20	594 Maintenance of Underground Lines.....	1,157,917	(246,913)	1,404,830
21	595 Maintenance of Line Transformers.....	961	(1,262)	2,223
22	596 Maintenance of Street Lighting and Signal Systems.....	63,638	(5,770)	69,409
23	597 Maintenance of Meters.....	5,249	(6,689)	11,938
24	598 Maintenance of Miscellaneous Distribution Plant.....	6,851	(7,353)	14,203
25	Telecom.....	105,763	36,706	69,057
26	Total Maintenance	4,101,079	(39,496)	4,140,574
27	TOTAL DISTRIBUTION EXPENSES	8,070,899	106,377	7,964,522
28	CUSTOMER ACCOUNTS EXPENSES			
29	Operation:			
30	901 Supervision.....			
31	902 Meter Reading Expenses.....	117,169	(18,207)	135,376
32	903 Customer Records and Collection Expenses.....	424,814	67,325	357,489
33	904 Uncollectable Accounts.....	270,399	(56,554)	326,952
34	Telecom.....	2,824	2,099	725
35	TOTAL CUSTOMER ACCOUNTS EXPENSES	815,206	(5,337)	820,543
36	SALES EXPENSES			
37	Operation:			
38	911 Supervision.....			
39	912 Demonstrating and Selling Expenses.....	84,895	2,276	82,618
40	913 Advertising Expenses.....	24,514	7,816	16,697
41	Telecom.....	219,244	64,574	154,670
42	TOTAL SALES EXPENSES	328,653	74,667	253,986
43	ADMINISTRATIVE AND GENERAL EXPENSES			
44	Operation:			
45	920 Administrative and General Salaries.....	1,264,190	(61,478)	1,325,668
46	921 Office Supplies and Expenses.....	710,906	108,373	602,533
47	922 Administrative Expenses Transferred - Cr.....			
48	923 Outside Services Employed.....	422,771	84,892	337,878
49	924 Property Insurance.....	563,489	56,594	506,895
50	925 Injuries and Damages.....	(2,244)	45,098	(47,342)
51	926 Employees Pensions and Benefits.....	2,592,745	(2,439,812)	5,032,556
52	928 Regulatory Commission Expenses.....			
53	929 Duplicate Charges - Cr.....			
54	930 Miscellaneous General Expenses.....	782,142	118,906	663,236
55	931 Rents.....			
56	Telecom.....	357,644	(194,743)	552,387
57	Total Operation	6,691,643	(2,282,169)	8,973,813

Line 51 consists of employee benefits related to the pension plan, health insurance, life insurance, other post employment benefits (OPEB) and other miscellaneous benefits such as educational assistance. The portion of line 51 that pertains to OPEB is \$122,961.48

ELECTRIC OPERATION AND MAINTENANCE EXPENSES - CONTINUED

Line No.	Account (a)	Amount for Year (b)	Increase or (Decrease) from Preceding Year (c)
1	ADMINISTRATIVE AND GENERAL EXPENSES - CONTINUED		
2	Maintenance:		
3	932 Maintenance of General Plant.....	277,324	(186,527)
4	933 Transportation expense.....		
5	Telecom.....	26,242	(13,578)
6	Total Maintenance	303,566	(200,104)
7	TOTAL ADMINISTRATIVE AND GENERAL EXPENSES	6,995,210	(2,482,274)
8	TOTAL ELECTRIC OPERATION AND MAINTENANCE EXPENSES	39,554,056	505,956

SUMMARY OF ELECTRIC OPERATION AND MAINTENANCE EXPENSES

Line No.	Functional Classification (a)	OPERATION (b)	MAINTENANCE (c)	TOTAL (d)
9	Power Production Expenses			
10	Electric Generation			
11	Steam Power.....	59,316	4,919	64,235
12	Nuclear Power.....	0	0	0
13	Hydraulic Power.....	2,203,123	3,037,209	5,240,332
14	Other Power.....	0	0	0
15	Other Power Supply Expenses.....	13,703,007	0	13,703,007
16	Total Power Production Expenses	15,965,447	3,042,128	19,007,575
17	Transmission Expenses.....	3,745,942	590,571	4,336,513
18	Distribution Expenses.....	3,969,820	4,101,079	8,070,899
19	Customer Accounts Expenses.....	815,206	0	815,206
20	Sales Expenses.....	328,653	0	328,653
21	Administrative and General Expenses.....	6,691,643	303,566	6,995,210
22				
23	TOTAL ELECTRIC OPERATION AND MAINTENANCE EXPENSES	31,516,711	8,037,344	39,554,056

24	Ratio of Operating Expenses to Operating Revenues (carry out decimal two places, (e.g. 0.00%) Compute by dividing Revenues (acct 400) into the sum of Operation and Maintenance Expenses (Page 42, Line 23 (d), Depreciation (Acct 403) and Amortization (Acct 407), (Page 13)	88.73%
25	Total salaries and wages of electric department for year, including amounts charged to operating expenses, construction and other accounts (Telecom portion of wages is \$1,060,038.92)	11,602,610
26	Total number of employees of electric department at end of year including administrative, operating, maintenance and other employees (including part time employees)	94.0

GAS OPERATING REVENUES (Account 400)

1. Report below the amount of Operating Revenue for the year for each prescribed account and the amount of increase or decrease over the preceding year.
2. If increases and decreases are not derived from previously reported figures explain any inconsistencies.
3. Number of customers should be reported on the basis of number of meters, plus number of flat rate accounts, except that where separate meter readings are added for billing purposes, one customer shall be counted for each group of meters so added. The average number of customers means the average of the 12 figures at the close of each month. If the customer count in the residential service classification includes customers counted more than once because of special services, such as water, heating, etc., indicate in a footnote the number of such duplicate customers included in the classification.
4. Unmetered sales should be included below. The details of such sales should be given in a footnote.
5. Classification of Commercial and Industrial Sales, Account 481, according to Small (or Commercial) and Large (or Industrial) may be according to the basis of classification regularly used by the respondent.

Line No.	Account (a)	Operating Revenues		MCF Sold (1000 BTU)		Average Number of Customers per Month	
		Amount for Year (b)	Increase or (Decrease) from Preceding Year (c)	Amount for Year (d)	Increase or (Decrease) from Preceding Year (e)	Number for Year (f)	Increase or (Decrease) from Preceding Year (g)
1	SALES OF GAS						
2	480 Residential Sales.....	10,060,773	648,744	749,373.7	2,705.7	10,338	(29)
3	481 Commercial and Industrial Sales:						
4	Small (or Commercial) see instr. 5....	6,682,848	319,255	596,920.1	(7,974.7)	1,281	13
5	Large (or Industrial) see instr. 5.....	3,992,051	885,257	548,953.2	34,928.1	21	(4)
6	482 Municipal Sales (pg 22).....	706,887	41,760	67,348.0	(543.0)	43	(2)
7	483 Other Sales (481) Interruptible.....	819,191	117,460	84,817.9	6,166.4	21	(1)
8	485 Miscellaneous Gas Sales (484).....	48,191	6,758	14,577.3	0.0	20	0
9							
10							
11	Total Sales to Ultimate Consumers	22,309,942	2,019,233	2,061,990.2	35,282.5	11,724	(23)
12	482 Sales for Resale.....	0	0		0.0	N/A	N/A
13	TOTAL SALES OF GAS*	22,309,942	2,019,233	2,061,990.2	35,282.5	11,724	(23)
14	OTHER OPERATING REVENUES						
15	487 Forfeited Discounts.....						
16	488 Miscellaneous Service Revenues.....	42,343	(6,519)				
17	489 Revenue from Trans of Gas of Others						
18	490 Sales of Prod Extracted from Nat Gas						
19	491 Revenue from Nat Gas Proc by Others						
20	493 Rent from Gas Property.....	1,335	2				
21	494 Interdepartmental Rents.....						
22	495 Other Gas Revenue.....	528,173	246,852				
23							
24							
25	Total Other Operating Revenues	571,852	240,336				
26	TOTAL GAS						
27	OPERATING REVENUES	22,881,793	3,478,241				
			Purchased Price Adjustment Clauses	Fuel Clauses			
	*Includes revenue from application of.....			8,904,087			
	Total MCF to Which Applied			1,977,172.3			

SALES OF GAS TO ULTIMATE CONSUMERS

Report by account number the M.C.F. sold, the amount derived and the number of customers under each filed schedule or contract. Municipal sales, Contract sales and Unbilled sales may be reported separately in total.

Line No.	Account No.	Schedule (a)	M.C.F. (1000 BTU) (b)	Revenue (c)	Average Revenue per M.C.F. (cents) *(\$0.0000) (d)	Number of Customers (per Bills Rendered)	
						July 31 (e)	December 31 (f)
1	480-00	Residential	749,374	10,060,773	13.4256	10,331	10,309
2	481-01	Commercial	596,920	6,682,848	11.1955	1,283	1,274
3	481-03	Industrial	548,953	3,992,051	7.2721	21	20
4	481-04	Interruptible	84,818	819,191	9.6582	10	26
5	482-01	Municipal	67,348	706,887	10.4960	43	44
6	484-00	Interdepartmental Sales	14,577	48,191	3.3059	24	24
7							
8							
9							
10							
11							
12							
13							
14							
15							
16							
17							
18							
19							
20							
21							
22							
23							
24							
25							
26							
27							
28							
29							
30							
31							
32							
33							
34							
35							
36							
37							
38							
39							
40							
41	TOTAL SALES TO ULTIMATE CONSUMERS						
42	(Page 43 Line 11)		2,061,990	22,309,942	10.8196	11,712	11,697

GAS OPERATION AND MAINTENANCE EXPENSES

1. Enter in the space provided the operation and maintenance expenses for the year.
2. If the increases and decreases are not divided from previously reported figures explain in footnote.

Line No.	Account (a)	Amount for Year (b)	Increase or (Decrease) from Preceding Year (c)
1	PRODUCTION EXPENSES		
2	MANUFACTURED GAS PRODUCTION EXPENSES		
3	STEAM PRODUCTION		
4	Operation:		
5	700 Operation supervision and engineering.....		
6	701 Operation Labor.....		
7	702 Boiler Fuel.....	None	None
8	703 Miscellaneous steam expenses.....		
9	704 Steam transferred - Cr.....		
10	Total Operation	0	0
11	Maintenance:		
12	705 Maintenance supervision and engineering.....		
13	706 Maintenance of structures and improvements.....	None	None
14	707 Maintenance of boiler plant equipment.....		
15	708 Maintenance of other steam production plant.....		
16	Total Maintenance	0	0
17	TOTAL STEAM PRODUCTION	0	0
18	MANUFACTURED GAS PRODUCTION		
19	Operation:		
20	710 Operation supervision and engineering.....		
21	Production labor and expenses:		
22	711 Steam Expenses.....		
23	712 Other Power Expenses.....		
24	715 Water gas generating expenses.....		
25	716 Oil gas generating expenses.....		
26	717 Liquefied petroleum gas expenses.....		
27	718 Other process production expenses.....		
28	Gas fuels:		
29	721 Water gas generator fuels.....		
30	722 Fuel for oil gas.....	None	None
31	723 Fuel for liquefied petroleum gas process.....		
32	724 Other gas fuels.....		
33	Gas Raw Materials:		
34	726 Oil for water gas.....		
35	727 Oil for gas.....		
36	728 Liquefied petroleum gas.....		
37	729 Raw materials for other gas processes.....		
38	730 Residuals expenses.....		
39	731 Residuals produced - Cr.....		
40	732 Purification expenses.....		
41	733 Gas mixing expenses.....		
42	734 Duplicate charges - Cr.....		
43	735 Miscellaneous production expenses.....		
44	736 Rents.....		
45	Total Operation	0	0
46	Maintenance:		
47	740 Maintenance supervision and engineering.....		
48	741 Maintenance of structures and improvements.....	None	None
49	742 Maintenance of production equipment.....		
50	Total Maintenance	0	0
51	TOTAL MANUFACTURED GAS PRODUCTION	0	0

GAS OPERATION AND MAINTENANCE EXPENSES - CONTINUED

Line No.	Account (a)	Amount for Year (b)	Increase or (Decrease) from Preceding Year (c)
1	OTHER GAS SUPPLY EXPENSES		
2	Operation:		
3	804 Natural gas city gate purchases.....	9,227,451	1,618,474
4	805 Other gas purchases.....	446,863	81,138
5	806 Exchange gas.....		
6	807 Purchased gas expense.....		
7	810 Gas used for compressor station fuel - Cr.....		
8	811 Gas used for products extraction - Cr.....		
9	812 Gas used for other utility operation - Cr.....	(8,412)	(1,812)
10	813 Other gas supply expenses.....	181,271	699
11	TOTAL GAS SUPPLY EXPENSES	9,847,174	1,698,499
12	TOTAL PRODUCTION EXPENSES	9,847,174	1,698,499
13	LOCAL STORAGE EXPENSES		
14	Operation:		
15	840 Operation supervision and engineering.....		
16	841 Operation labor and expenses.....		
17	842 Rents.....		
18	Total Operation	0	0
19	Maintenance:		
20	843 Maintenance supervision and engineering.....		
21	844 Maintenance of structures and improvements.....		
22	845 Maintenance of gas holders.....		
23	846 Maintenance of other equipment.....	0	0
24	Total Maintenance	0	0
25	TOTAL STORAGE EXPENSES	0	0
26	TRANSMISSION AND DISTRIBUTION EXPENSES		
27	Operation:		
28	850 Operation supervision and engineering.....	433,429	46,136
29	851 System control and load dispatching.....	232,549	18,098
30	852 Communication system expenses.....	202,734	16,786
31	853 Compressor station labor and expenses.....	481,075	(37,023)
32	855 Fuel and power for compressor station.....		
33	857 Measuring and regulating station expenses.....	81,001	15,789
34	858 Transmission and compression of gas by others.....		
35	874 Mains and services expenses.....		
36	878 Meter and house regulator expenses (incl 10-866-00).....	157,005	(25,164)
37	879 Customer installation expenses.....	625,493	32,217
38	880 Other expenses (10-814-00 & 163 & 888-02).....	198,654	24,596
39	881 Rents.....		
40	Total Operation	2,411,939	91,435
41	Maintenance:		
42	885 Maintenance supervision and engineering.....		
43	886 Maintenance of structures and improvements.....		
44	887 Maintenance of mains.....	1,159,435	(479,651)
45	888 Maintenance of compressor station equipment.....	235,466	(62,094)
46	889 Maintenance of measuring and regulating station equipment.....		
47	892 Maintenance of services.....	611,411	111,544
48	893 Maintenance of meters and house regulators.....	297,515	134,216
49	894 Maintenance of other equipment (10-853-01,03).....	93,358	15,054
50	Total Maintenance	2,397,185	(280,930)
51	TOTAL TRANSMISSION AND DISTRIBUTION EXPENSES	4,809,124	(189,495)

GAS OPERATION AND MAINTENANCE EXPENSES - CONTINUED

Line No.	Account (a)	Amount for Year (b)	Increase or (Decrease) from Preceding Year (c)
1	CUSTOMER ACCOUNTS EXPENSES		
2	Operation:		
3	901 Supervision.....		
4	902 Meter reading expenses.....	59,512	(13,032)
5	903 Customer records and collection expenses.....	235,011	33,048
6	904 Uncollectible accounts.....	120,519	(10,617)
7	905 Miscellaneous customer accounts expenses.....		
8	TOTAL CUSTOMER ACCOUNTS EXPENSES	415,041	9,399
9	SALES EXPENSES		
10	Operation:		
11	911 Supervision.....		
12	912 Demonstrating and selling expenses.....	45,712	1,226
13	913 Advertising expenses.....	10,302	252
14	916 Miscellaneous sales expenses.....		
15	TOTAL SALES EXPENSES	56,014	1,478
16	ADMINISTRATIVE AND GENERAL EXPENSES		
17	Operation:		
18	920 Administrative and general salaries.....	779,914	(33,367)
19	921 Office supplies and expenses.....	304,447	42,466
20	922 Administrative expenses transferred - Cr.....		
21	923 Outside services employed.....	150,855	(3,003)
22	924 Property insurance.....	134,714	3,472
23	925 Injuries and damages.....	206	10,312
24	926 Employees pension and benefits.....	1,287,953	(1,082,222)
25	928 Regulatory commission expenses.....		
26	929 Duplicate charges - Cr.....		
27	930 Miscellaneous general expenses.....	291,864	(518)
28	931 Rents.....		
29	Total Operation	2,949,953	(1,062,859)
30	Maintenance:		
31	932 Maintenance of general plant.....	165,396	9,277
32	TOTAL ADMINISTRATIVE AND GENERAL EXPENSES	3,115,349	(1,053,582)
33	TOTAL GAS OPERATION AND MAINTENANCE EXPENSES	18,242,703	466,298

SUMMARY OF GAS OPERATION AND MAINTENANCE EXPENSES

Line No.	Functional Classification (a)	OPERATION (b)	MAINTENANCE (c)	TOTAL (d)
34	Steam production.....	0	0	0
35	Manufactured gas production.....	0	0	0
36	Other gas supply expenses.....	9,847,174	0	9,847,174
37	Total Production Expenses	9,847,174	0	9,847,174
38	Local storage expenses.....	0	0	0
39	Transmission and distribution expenses.....	2,411,939	2,397,185	4,809,124
40	Customer accounts expenses.....	415,041	0	415,041
41	Sales Expenses.....	56,014	0	56,014
42	Administrative and General Expenses.....	2,949,953	165,396	3,115,349
43	TOTAL GAS OPERATION AND MAINTENANCE EXPENSES	15,680,122	2,562,581	18,242,703
44	Ratio of Operating Expenses to Operating Revenues (carry out decimal two places, (e.g. 0.00%) Compute by dividing Revenues (acct 400) into the sum of Operation and Maintenance Expenses (Page 47, Line 43 (d), Depreciation (Acct 403) and Amortization (Acct 407), (Page 13)			87.35%
45	Total salaries and wages of gas department for year, including amounts charged to operating expenses, construction and other accounts			5,007,227
46	Total number of employees of gas department at end of year including administrative, operating, maintenance, construction and other employees (including part time employees)			43.0

If gas is purchased or sold at two or more different rates, the amounts at each rate should be shown in the following tables.

SALES FOR RESALE (Account 483)

Line No.	Names of Companies to which Gas is Sold (a)	Where Delivered and Where and How Measured (b)	M.C.F. (1000 BTU) (c)	Rate per M.C.F. (\$0.0000) (d)	Amount (e)
1					0
2					
3					
4					
5					
6					
7					
8					
9					
10					
11					
12					
13					
		TOTALS	0	0.0000	0

SALES OF RESIDUALS (Accounts 730, 731)

State the revenues and expenses of the respondent resulting from the sale of residuals.

Line No.	Kind (a)	Revenue (b)	Inventory Cost (c)	Labor, Handling, Selling, Etc. (d)	Total Cost (e) (f)	Net Revenue (g)
14						
15						
16						
17				NONE		
18						
19						
20						
21	TOTALS	0	0	0	0	0

PURCHASED GAS (Accounts 804-806)

Line No.	Name of Companies from which Gas is Purchased (a)	Where Received and Where and How Measured (b)	M.C.F. (1000 BTU) (c)	Rate per M.C.F. (\$0.0000) (d)	Amount (e)
22	Con Ed Energy Delivered Direct	TGP Zones 0,1,4,6	1,909,589	\$ 3.28	\$ 6,266,055
23	Con Ed Storage Withdrawals		170,947	\$ 1.80	\$ 307,811
24	Pipeline Variable Char. - Tennessee Gas Pipeline				\$ 16,637
25					
26	LNG Supplier Var. Charges - all suppliers	Holyoke, MA	56,337	\$ 7.93	\$ 446,863
27	Berkshire Gas Company	Holyoke, MA	0		\$ -
28	Columbia Gas of MA	Holyoke, MA	0		\$ -
29					
30	Other Supplier and Transportation Charges				
31					
32	LNG Supplier Fix. Charges - all suppliers: GDF Suez / DOMAC / Engie UGI Energy Service Energir / Gaz Metro	Holyoke, MA		\$ 6.04	\$ 340,222
33					
34	Pipeline Fixed Charges - Tennessee Gas Pipeline				\$ 2,296,727
35					
36		TOTALS	2,136,873	4.5273	9,674,315

OTHER UTILITY OPERATING INCOME (Account 414)

Report below the particulars called for in each column.

Line No.	Property (a)	Amount of Investment (b)	Amount of Revenue (c)	Amount of Operating Expenses (d)	Gain or (Loss) from Operation (e)
1					
2					
3					
4					
5					
6					
7					
8					
9					
10					
11					
12					
13			N/A		
14					
15					
16					
17					
18					
19					
20					
21					
22					
23					
24					
25					
26					
27					
28					
29					
30					
31					
32					
33					
34					
35					
36					
37					
38					
39					
40					
41					
42					
43					
44					
45					
46					
47					
48					
49					
50					
51	TOTALS	0	0	0	0

INCOME FROM MERCHANDISE, JOBBING AND CONTRACT WORK (Account 415)

Report by utility departments the revenues, costs, expenses, and net income from merchandising, jobbing, and contract work during year.

Line No.	Item (a)	Electric Department (c)	Gas Department (d)	Other Utility Department (d)	Total (e)
1	Revenues:				
2	Merchandising sales, less discounts,				
3	allowances and returns.....	0	65,440		65,440
4	Contract Work.....				
5	Commissions.....				
6	Other (List according to major classes).....				
7					
8					
9					
10	Total Revenues	0	65,440	0	65,440
11					
12					
13	Costs and Expenses:				
14	Cost of Sales (List according to Major				
15	classes of cost).....	(1,053)	92,381		91,328
16					
17	Labor				
18	Materials				
19					
20					
21					
22					
23					
24					
25					
26	Sales expenses.....				0
27	Customer accounts expenses.....				0
28	Administrative and general expenses.....				0
29					
30					
31					
32					
33					
34					
35					
36					
37					
38					
39					
40					
41					
42					
43					
44					
45					
46					
47	TOTAL COSTS AND EXPENSES	(1,053)	92,381	0	91,328
48	Net Profit (or Loss)	1,053	(26,941)	0	(25,888)

SALES FOR RESALE (Account 447)

1. Report sales during year to other electric utilities and to cities or other public authorities for distribution to ultimate consumers. and place an "x" in column (c) if sale involves export across a state line.
2. Provide subheadings and classify sales as to (1) Associated Utilities, (2) Nonassociated Utilities, (3) Municipalities, (4) R.E.A. Cooperatives, and (5) Other Public Authorities. For each sale designate statistical classification in column (b), thus: firm power, FP; dump or surplus power, DP; other G, 3. Report separately firm, dump, and other power sold to the same utility. Describe the nature of any sales classified as other power, column (b).
4. If delivery is made at a substation indicate ownership in column (e), thus: respondent owned or leased, RS; customer owned or leased, CS.

Line No.	Sales to (a)	Statistical Classification (b)	Export Across State Line (c)	Point of Delivery (d)	Sub Station (e)	Kw or Kva of Demand (Specify which)		
						(f)	(g)	(h)
1								
2								
3								
4								
5								
6								
7								
8								
9								
10								
11								
12								
13								
14								
15								
16								
17								
18								
19								
20								
21								
22								
23								
24								
25								
26								
27								
28								
29								
30								
31								
32								
33								
34								
35								
36								
37								

N/A

SALES FOR RESALE (Account 447) - Continued

5. If a fixed number of kilowatts of maximum demand is specified in the power contract as a basis of billings to the customer this number should be shown in column (f). The number of kilowatts of maximum demand to be shown in column (g) and (h) should be actual based on monthly readings and should be furnished whether or not used in the determination of demand charges. Show in column (i) type of demand reading (instantaneous, 15, 30, or 60 minutes integrated).

6. The number of Kilowatt-hours sold should be the quantities shown by the bills rendered to the purchasers.
 7. Explain any amounts entered in column (n) such as fuel or other adjustments.
 8. If a contract covers several points of delivery and small amounts of electric energy are delivered at each point, such sale may be grouped.

Type of Demand Reading (i)	Voltage at which Delivered (j)	Kilowatt-hours (k)	Revenue (Omit Cents)				Revenue per kwh (cents) (0.0000) (p)	Line No.
			Demand Charges (l)	Energy Charges (m)	Other Charges (n)	Total (o)		
								1
								2
								3
								4
								5
								6
								7
								8
								9
								10
								11
								12
								13
								14
								15
								16
								17
								18
								19
								20
								21
								22
								23
								24
								25
								26
								27
								28
								29
								30
								31
								32
								33
								34
								35
								36
	TOTALS	0	0	0	0	0	0.0000	37

PURCHASED POWER (Account 555) - Continued
(except interchange power)

4. If receipt of power is at a substation indicate ownership in column (e), thus: respondent owned or leased, RS; seller owned or leased, SS. and (h) should be actual based on monthly readings and should be furnished whether or not used in the determination of demand charges. Show in column (l) type of demand reading (instantaneous, 15, 30, or 60 minutes integrated).
5. If a fixed number of kilowatts of maximum demand is specified in the power contract as a basis of billing, this number should be shown in column (f). The number of kilowatts of maximum demand to be shown in column (g) 6. The number of kilowatt hours purchased should be the quantities shown by the power bills.
7. Explain any amount entered in column (n) such as fuel or other adjustments.

Type of Demand Reading (i)	Voltage at Which Delivered (j)	Kilowatt-hours (k)	Cost of Energy (Omit Cents)				Cost per KWH (Cents) (0.0000) (p)	Line No.
			Charges (l)	Energy Charges (m)	Other Charges (n)***	Total (o)		
60 Min.	115kv	16,619,030	131,693	81,783	322,524	536,000	3.2252	1
60 Min.	115kv	53,980	97,502	8,059	7,550	113,111	209.5424	2
60 Min.	115kv	30,514,370	676,773	141,531	2,079	820,383	2.6885	3
60 Min.	115kv	32,883,000	1,070,424	216,834	36,022	1,323,280	4.0242	4
60 Min.	115kv	39,664,000		1,559,366		1,559,366	3.9314	5
60 Min.	115kv	40,800,000		2,399,769		2,399,769	5.8818	6
60 Min.	115kv		(70,371)		10,719	(59,652)		7
60 Min.	115kv				2,356,540	2,356,540		8
60 Min.	115kv		(142,874)		63,562	(79,312)		9
60 Min.	115kv				5,671	5,671		10
60 Min.	115kv	20,845,200	764,617	750,230		1,514,847	7.2671	11
60 Min.	115kv	14,378,780		735,880		735,880	5.1178	12
60 Min.	115kv	23,652,000		910,602		910,602	3.8500	13
								14
								15
								16
								17
								18
								19
								20
								21
								22
								23
								24
								25
								26
								27
								28
								29
***includes transmission charges								30
								31
								32
								33
								34
								35
								36
								37
	TOTALS	219,410,360	2,527,764	6,804,054	2,804,667	12,136,485	5.5314	

INTERCHANGE POWER (Included in Account 555)

1. Report below the Kilowatt-hours received and delivered during the year and the net charge or credit under interchange power agreements. shall be furnished in Part B. Details of Settlement for Interchange Power. If settlement for any transaction also includes credit or debit amounts other than for increment generation expenses, show such other component amounts separately, in addition to debit or credit for increment generation expenses, and give a brief explanation of the factors and principles under which such other component amounts were determined. If such settlement represents the net of debits and credits under an interconnection, power pooling, coordination, or other such arrangement, submit a copy of the annual summary of transactions and billings among the parties to the agreement. If the amount of settlement reported in this schedule for any transaction does not represent all of the charges and credits covered by the agreement, furnish in a footnote a description of the other debits and credits and state the amounts and accounts in which such other amounts are included for the year.
2. Provide subheadings and classify interchanges as to (1) Associated Utilities, (2) Nonassociated Utilities, (3) Associated Nonutilities, (4) Other Non-utilities, (5) Municipalities, (6) R.E.A., Cooperatives, and (7) Other Public Authorities. For each interchange across a state line place an "X" in column (b).
3. Particulars of settlements for interchange power

A. Summary of Interchange According to Companies and Points of Interchange

Line No.	Name of Company (a)	Interchange Across State Lines (b)	Point of Interchange (c)	Voltage at Which Interchanged (d)	Kilowatt-hours			Amount of Settlement (h)
					Received (e)	Delivered (f)	Net Difference (g)	
1	NEPEX		Holyoke, MA	115kv	389,118,221	449,115,500	(59,997,279)	(2,697,135)
2	ICAP Sales		Holyoke, MA	115kv				(3,372,478)
3	Aubin Prop (c/o Open Square)					1,774,740	(1,774,740)	68,117
4	Solar Constellation					5,015,678	(5,015,678)	313,205
5	Solar Citizens					984,929	(984,929)	52,768
6	Solar RICAR					1,063,981	(1,063,981)	65,754
7	Solar Mt. Tom					6,292,608	(6,292,608)	301,206
8	Solar ReneSola Dinn					787,852	(787,852)	46,247
9	Solar ReneSola Kelly					736,577	(736,577)	43,237
10	Solar AEGIS					1,188,725	(1,188,725)	61,933
11	Solar Hadley Mills					467,427	(467,427)	27,248
12	Solar Gary Rome					984,711	(984,711)	48,251
13	Solar Conklin					910,798	(910,798)	58,555
14	Solar Riverside A-B					174,910	(174,910)	9,882
15	Solar Walnut Street					153,692	(153,692)	8,499
16	Solar Jackson					162,488	(162,488)	8,986
17	Solar Boys & Girls Club					204,570	(204,570)	11,313
18	Solar Kelly Way 2					702,996	(702,996)	32,830
19	Solar YMCA					182,727	(182,727)	10,105
20	Solar Resident & Commercial					76,623	(76,623)	4,981
21	Hydro					5,971,376	(5,971,376)	0
22	Nat Gas Generator (Cabot St)					152,307	(152,307)	1,455
23	Diesel Generators					26,969	(26,969)	177,525
24	Mt. Tom Battery					(224,503)	224,503	341,172
25	Citizens Battery					(48,760)	48,760	(1,618)
26	SWSC (c/o Cobble Mt)*		Westfield, MA	69kv		20,845,200	(20,845,200)	1,235,089
27	*This Purchased Power generation's costs are netted in a Miscellaneous Income Account 0040-CM-421-421-00-4							
28				TOTALS	389,118,221	497,704,121	(108,585,900)	(3,142,873)

B. Details of Settlement for Interchange Power

Line No.	Name of Company (i)	Explanation (j)	Amount (k)
29	NEPEX	Nepool Expenses	675,342
30	NEPEX	NEPEX Interchange	(6,744,956)
31	Aubin Prop (c/o Open Square)	Non Utility Generator	68,117
32	Solar Constellation	Non Utility Generator	313,205
33	Solar Citizens	Non Utility Generator	52,768
34	Solar RICAR	Non Utility Generator	65,754
35	Solar Mt. Tom	Non Utility Generator	301,206
36	Solar ReneSola Dinn	Non Utility Generator	46,247
37	Solar ReneSola Kelly	Non Utility Generator	43,237
38	Solar AEGIS	Non Utility Generator	61,933
39	Solar Hadley Mills	Non Utility Generator	27,248
40	Solar Gary Rome	Non Utility Generator	48,251
41	Solar Conklin	Non Utility Generator	58,555
42	Solar Riverside A-B	Non Utility Generator	9,882
43	Solar Walnut Street	Non Utility Generator	8,499
44	Solar Jackson	Non Utility Generator	8,986
45	Solar Boys & Girls Club	Non Utility Generator	11,313
46	Solar Kelly Way 2	Non Utility Generator	32,830
47	Solar YMCA	Non Utility Generator	10,105
48	Solar Resident & Commercial	Non Utility Generator	4,981
49	Hydro	Load Reducer	0
50	Nat Gas Generator (Cabot St)	Load Reducer	1,455
51	Diesel Generators	Load Reducer	177,525
52	Mt. Tom Battery	Non Utility Generator	341,172
53	Citizens Battery	Non Utility Generator	(1,618)
54	SWSC (c/o Cobble Mt)*	Non Utility Market Generator	1,235,089
		TOTALS	(3,142,873)

ELECTRIC ENERGY ACCOUNT

Report below the information called for concerning the disposition of electric energy generated, purchased, and interchanged during the year.

Line No.	Item (a)	Kilowatt-hours (b)
SOURCES OF ENERGY		
1		
2	Generation (excluding station use):	
3	Steam.....	0
4	Nuclear.....	
5	Hydro.....	259,423,637
6	Other.....	
7	Total Generation	259,423,637
8	Purchases.....	219,410,360
9	In (gross).....	389,118,221
10	Interchanges.....	497,704,121
11	Out (gross).....	
12	Net (Kwh).....	(108,585,900)
13	Received.....	
14	Transmission for/by others (wheeling).....	Delivered.....
15	Net (kwh).....	
15	TOTAL	370,248,097
DISPOSITION OF ENERGY		
17	Sales to ultimate consumers (including interdepartmental sales).....	380,744,073
18	Sales for resale.....	0
19	Energy furnished without charge.....	610,957
20	Energy used by the company (excluding station use).....	2,498,013
21	Electric department only.....	(27,743,421)
22	Energy losses:	
23	Transmission and conversion losses.....	
24	Distribution losses.....	14,216,975
25	Unaccounted for losses.....	
26	Total Energy Losses	14,138,475
27	Energy losses as percent of total on line 15.....	3.82%
28	TOTAL	370,248,097

MONTHLY PEAKS AND OUTPUT

- Report hereunder the information called for pertaining to simultaneous peaks established monthly (in kilowatts) and monthly output (in kilowatt-hours) for the combined sources of electric energy of respondent.
- Monthly peak col. (b) should be respondent's maximum Kw load as measured by the sum of its coincidental net generation and purchases plus or minus net interchange, minus temp. deliveries (not interchange) of emergency power to another system. Monthly peak including such emergency deliveries should be shown in a footnote with a brief explanation as to the nature of the emergency.
- State type of monthly peak reading (instantaneous 15, 30, or 60 minutes integrated.)
- Monthly output should be the sum of respondent's net generation and purchases plus or minus net interchange and plus or minus net transmission or wheeling. Total for the year should agree with line 15 above.
- If the respondent has two or more power systems not physically connected, the information called for below should be furnished for each system.

Line No.	Month (a)	MONTHLY PEAK					Monthly Output (kwh) (See Inst 4) (g)	
		Kilowatts (b)	Day of Week (c)	Day of Month (d)	Hour (e)	Type of Reading (f)		
29	January	56,289	Fri	29	17:00	60 Min	32,846,430	
30	February	58,142	Mon	1	12:00	60 Min	29,622,330	
31	March	51,791	Tues	2	18:00	60 Min	28,849,900	
32	April	47,838	Fri	16	11:00	60 Min	25,087,530	
33	May	52,406	Wed	26	20:00	60 Min	26,482,470	
34	June	68,816	Tues	29	15:00	60 Min	32,931,810	
35	July	64,026	Tues	6	17:00	60 Min	34,219,120	
36	August	68,878	Fri	27	17:00	60 Min	36,933,130	
37	September	60,623	Wed	15	16:00	60 Min	31,285,040	
38	October	50,618	Tues	26	16:00	60 Min	29,354,180	
39	November	54,186	Tues	30	12:00	60 Min	29,903,961	
40	December	55,447	Thur	9	15:00	60 Min	32,737,696	
41	TOTAL							370,253,597

GENERATING STATION STATISTICS (Large Stations)

(Except Nuclear, See Instruction 10)

1. Large stations for the purpose of this schedule are steam and hydro stations of 2,500 Kw* or more of installed capacity and other stations of 500 Kw* or more of installed capacity (name plate ratings). (*10,000 Kw and 2,500 Kw, respectively, if annual electric operating revenues of respondent are \$25,000,000 or more.)
2. If any plant is leased, operated under a license from the Federal Power Commission, or operated as a joint facility, indicate such facts by the use of asterisks and footnotes.
3. Specify if total plant capacity is reported in kva instead of kilowatts as called for on line 5.
4. If peak demand for 60 minutes is not available, give that which is available, specifying period.
5. If a group of employees attends more than one generating station, report on line 11 the approximate average number of employees assignable to each station.
6. If gas is used and purchased on a therm basis, the B.t.u. content of the gas should be given and the quantity of fuel consumed converted to M cu. ft.
7. Quantities of fuel consumed and the average cost per unit of fuel consumed should be consistent with charges to expense accounts 301 and

Line No.	Item (a)	Plant (b)	Plant (c)	Plant (d)
1	Kind of plant (steam, hydro, int. com., gas turbine).....	Cabot STEAM		Hadley Falls 1 & 2 HYDRO
2	Type of plant construction (conventional, outdoor boiler, full outdoor, etc.).....	Conventional		Conventional
3	Year originally constructed.....	1902		1954
4	Year last unit was installed.....	1961		1984
5	Total installed capacity (maximum generator name plate ratings in kw).....	7,500		33,400
6	Net peak demand on plant-kilowatts (60 min.).....	7,500		33,400
7	Plant hours connected to load.....	0		8,481
8	Net continuous plant capability, kilowatts:			
9	(a) When not limited by condenser water.....	7,500		
10	(b) When limited by condenser water.....	0		
11	Average number of employees.....	0		26
12	Net generation, exclusive of station use.....			209,120,635
13	Cost of plant (omit cents):			
14	Land and land rights.....	0		604,724
15	Structures and improvements.....	1,109,982		17,345,243
16	Reservoirs, dams, and waterways.....			14,820,820
17	Equipment costs.....	37,407		26,755,017
18	Roads, railroads, and bridges.....	0		0
19	Total Cost	1,147,389		59,525,804
20	Cost per kw of installed capacity	153		1,782
21	Production expenses:			
22	Operation supervision and engineering.....	59,316		724,643
23	Station labor.....			
24	Fuel.....	0		795,512
25	Supplies and expenses, including water.....	0		
26	Maintenance.....	4,919		1,909,784
27	Rents.....			0
28	Steam from other sources.....			
29	Steam transferred -- Credit.....	0		
30	Total Production Expenses	64,235		3,429,939
31	Expenses per net Kwh (5 places)	N/A		0.01640
32	Fuel: Kind.....	OIL	GAS	
33	Unit: (Coal-tons of 2,000 lb.) (Oil-barrels of 42 gals.) (Gas-M cu. ft.) (Nuclear, indicate).....	Barrels	MCF	
34	Quantity (units) of fuel consumed.....			
35	Average heat content of fuel (B.t.u. per lb. of coal, per gal. of oil, or per cu. ft. of gas).....			
36	Average cost of fuel per unit, del. f.o.b. plant.....			
37	Average cost of fuel per unit consumed.....			
38	Average cost of fuel consumed per million B.t.u.....			
39	Average cost of fuel consumed per kwh net gen.....			
40	Average B.t.u. per kwh net generation.....			

GENERATING STATION STATISTICS (Large Stations) -- Continued
(Except Nuclear, See Instruction 10)

547 as shown on Line 24.

- 8. The items under cost of plant and production expenses represents accounts or combinations of accounts prescribed by the Uniform System of Accounts. Production expenses, however, do not include Purchased Power, System Control and Load Dispatching, and Other Expenses.
- 9. If any plant is equipped with combinations of steam, hydro, internal combustion engine or gas turbine equipment, each should be reported as a separate plant. However, if a gas turbine unit functions in a combined

operation with a conventional steam unit, the gas turbine should be included with the steam station.

- 10. If the respondent operates a nuclear power generating station submit: (a) a brief explanatory statement concerning accounting for the cost of power generated including any attribution of excess costs to research and development expenses; (b) a brief explanation of the fuel accounting specifying the accounting methods and types of cost units used with respect to the various components of the fuel cost, and (c) such additional information as may be informative concerning the type of plant, kind of fuel used, and other physical and operating characteristics of the plant.

Plant (e)	Plant (f)	Plant (g)	Plant (h)	Plant (i)	Plant (j)	Line No.
						1
						2
						3
						4
						5
			N/A			6
						7
						8
						9
						10
						11
						12
						13
						14
						15
						16
						17
						18
						19
						20
						21
						22
						23
						24
						25
						26
						27
						28
						29
						30
						31
						32
						33
						34
						35
						36
						37
						38
						39
						40

STEAM GENERATING STATIONS

1. Report the information called for concerning generating stations and equipment at the end of year.
2. Exclude from this schedule, plant, the book cost of which is included in Account 121, Nonutility Property.
3. Designate any generating station or portion thereof for which the respondent is not the sole owner. If such property is leased from another company, give the name of

lessor, date and term of lease, and annual rent. For any generating station, other than a leased station or portion thereof for which the respondent is not the sole owner but which the respondent operates or shares in the operation of, furnish a succinct statement explaining the arrangement and giving particulars as to such matters as percent ownership by respondent, name of co-owner, basis of sharing output,

Line No.	Name of Station (a)	Location of Station (b)	Number and Year Installed (c)	Boilers			
				Kind of Fuel and Method of Firing (d)	Rated Pressure in lbs. (e)	Rated Steam Temperature* (f)	Rated Max. Continuous M lbs. Steam per Hour (g)
1							
2							
3							
4							
5							
6							
7							
8							
9							
10							
11							
12							
13							
14							
15				N/A			
16							
17							
18							
19							
20							
21							
22							
23							
24							
25							
26							
27							
28							
29							

STEAM GENERATING STATIONS -- Continued

expenses or revenues, and how expenses and/or revenues are accounted for and accounts affected. Specify if lessor, co-owner, or other party is an associated company.

4. Designate any generating station or portion thereof leased to another company and give name or lessee, date and term of lease and annual rent and how determined. Specify whether lessee is an associated company.

5. Designate any plant or equipment owned, not operated, and not leased to another company. If such plant or equipment was not operated within the past year explain whether it has been retired in the books of account or what disposition of the plant or equipment and its book cost are contemplated.

Turbine-Generators*

Year Installed (h)	Type+ (l)	Steam Pressure at Throttle p.s.i.g. (j)	R.P.M. (k)	Name Plate Rating in Kilowatts		Hydrogen Pressure++		Power Factor (p)	Voltage K.v.+++ (q)	Station Capacity Maximum Name Plate Rating++++ (r)	Line No.
				At Minimum Hydrogen Pressure (l)	At Maximum Hydrogen Pressure (m)	Min. (n)	Max. (o)				
											1
											2
											3
											4
											5
											6
											7
											8
											9
											10
											11
											12
											13
											14
											15
											16
											17
											18
											19
											20
											21
											22
											23
											24
											25
											26
											27
											28
											29
											TOTALS

N/A

HYDROELECTRIC GENERATING STATIONS

1. Report the information called for concerning generating stations and equipment at end of year. Show associated prime movers and generators on the same line.
2. Exclude from this schedule, plant, the book cost of which is included in Account 121, Nonutility Property.
3. Designate any generating station or portion thereof for which the respondent is not the sole owner. If such

property is leased from another company give name of lessor, date and term of lease, and annual rent. For any generating station, other than a leased station, or portion thereof, for which the respondent is not the sole owner but which the respondent operates or shares in the operation of, furnish a succinct statement explaining the arrangement and giving particulars as to such matters as

Line No.	Name of Station (a)	Location of Station (b)	Name of Stream (c)	Water Wheels			
				Attended or Unattended (d)	Type of Unit* (e)	Year Installed (f)	Gross Static Head with Pond Full (g)
1	#1 Holyoke/Cabot	Electric Station	Connecticut River	Unattended	Vertical Francis	1923	19 Ft.
2	Unit #1	Cabot Street	via Canal System				
3	Unit #2						
4	Unit #3						
5	Unit #4						
6							
7	#2 Holyoke/Cabot	Sargeant Street	Connecticut River	Unattended	Vertical Kaplan	1938	18 Ft.
8			via Canal System				
9							
10	Hadley Falls	Gatehouse Road	Connecticut River	Attended	Vertical Kaplan	1954	50 Ft.
11	Unit #1						
12	Unit #2				Fixed Propeller	1984	50 Ft.
13							
14							
15							
16							
17							
18	Boatlock	Gatehouse Road	Connecticut River	Unattended	Vertical Kaplan	2010	20 Ft.
19	Unit #1		via Canal System				
20	Unit #2						
21	Unit #3				Vertical Francis	1924	20 Ft.
22					Vertical Francis	1924	20 Ft.
23	Skinner	Appleton Street	Connecticut River	Unattended	Vertical Francis	1924	20 Ft.
24			via Canal System				
25							
26	Chemical	South Water Street	Connecticut River	Unattended	Vertical Kaplan	1935	22 Ft.
27	Unit #1		via Canal System				
28	Unit #2				Vertical Kaplan	1935	22 Ft.
29							
30	Riverside 4-7	Water Street	Connecticut River	Unattended	Horizontal Francis	1921	33 Ft.
31	Unit #4		via Canal System				
32	Unit #5						
33	Unit #7				Vertical Francis	1921	33 Ft.
34							
35	Riverside 8	Water Street	Connecticut River	Unattended	Fixed Propeller	1931	33 Ft.
36			via Canal System				
37							
38							

* Horizontal or vertical. Also indicate type of runner -- Francis (F), fixed propeller (FP), automatically adjustable propeller (AP), Impulse (I).

HYDROELECTRIC GENERATING STATIONS -- Continued

percent of ownership by respondent, name of co-owner, basis of sharing output, expenses, or revenues, and how expenses and/or revenues are accounted for and accounts affected. Specify if lessor, co-owner, or other party is an associated company.

4. Designate any generating station or portion thereof leased to another company and give name of lessee, date and term of lease and annual rent and how determined.

Specify whether lessee is an associated company.

5. Designate any plant or equipment owned, not operated, and not leased to another company. If such plant or equipment was not operated within the past year explain whether it has been retired in the books of account or what disposition of the plant or equipment and its book cost are contemplated.

Water Wheels -- Continued					Generators				Total Installed Generating Capacity in Kilowatts (name place ratings) (q)	Line No.
Design Head (h)	R.P.M. (l)	Maximum hp. Capacity of Unit at Design Head (j)	Year Installed (k)	Voltage (l)	Phase (m)	Frequency or d.c. (n)	Name Plate Rating of Unit in Kilowatts (o)	Number of Units in Station (p)		
19'	200	322 HP	1923	4,800	3	60 cy	288	4	1,056	1
19'	200	322 HP	1923	4,800	3	60 cy	240			2
19'	180	386 HP	1923	4,800	3	60 cy	288			3
19'	180	386 HP	1923	4,800	3	60 cy	240			4
										5
										6
19'	180	1017	1938	4,800	3	60 cy	800	1	800	7
										8
										9
										10
52'	122	22,750 HP	1954	13,800	3	60 cy	19,500	2	34,510	11
50'	150	20,777 HP	1984	6,900	3	60 cy	15,010			12
										13
										14
										15
										16
										17
20'	240	944 HP	2010	6,900	3	60 cy	730	3	3,313	18
20'	106	1,850 HP	1924	6,600	3	60 cy	1,200			19
20'	106	1,850 HP	1924	6,600	3	60 cy	1,383			20
										21
										22
20'	180	400 HP	1924	600	3	60 cy	300	1	300	23
										24
										25
										26
24'	200	1,430 HP	1935	600	3	60 cy	800	2	1,600	27
24'	200	1,430 HP	1935	600	3	60 cy	800			28
										29
										30
33'	200	1,250 HP	1921	6,600	3	60 cy	880	3	3,040	31
33'	200	1,040 HP	1921	2,300	3	60 cy	600			32
33'	150	2,250 HP	1921	6,900	3	60 cy	1,560			33
										34
33'	128	6,000 HP	1931	2,400	3	60 cy	4,000	1	4,000	35
										36
										37
										38
							SUB TOTALS	48,619	17	48,619

HYDROELECTRIC GENERATING STATIONS

1. Report the information called for concerning generating stations and equipment at end of year. Show associated prime movers and generators on the same line.
2. Exclude from this schedule, plant, the book cost of which is included in Account 121, Nonutility Property.
3. Designate any generating station or portion thereof for which the respondent is not the sole owner. If such

property is leased from another company give name of lessor, date and term of lease, and annual rent. For any generating station, other than a leased station, or portion thereof, for which the respondent is not the sole owner but which the respondent operates or shares in the operation of, furnish a succinct statement explaining the arrangement and giving particulars as to such matters as

Line No.	Name of Station (a)	Location of Station (b)	Name of Stream (c)	Water Wheels			
				Attended or Unattended (d)	Type of Unit* (e)	Year Installed (f)	Gross Static Head with Pond Full (g)
1	#5 Hydro (Valley)	Valley Mill Road	Connecticut River via Canal System	Unattended	Vertical Kaplan	1994	26.3 Ft.
2							
3							
4							
5							
6							
7							
8							
9							
10							
11							
12							
13							
14							
15							
16							
17							
18							
19							
20							
21							
22							
23							
24							
25							
26							
27							
28							
29							
30							
31							
32							
33							
34							
35							

* Horizontal or vertical. Also indicate type of runner -- Francis (F), fixed propeller (FP), automatically adjustable propeller (AP), Impulse (I).

HYDROELECTRIC GENERATING STATIONS -- Continued

percent of ownership by respondent, name of co-owner, basis of sharing output, expenses, or revenues, and how expenses and/or revenues are accounted for and accounts affected. Specify if lessor, co-owner, or other party is an associated company.

4. Designate any generating station or portion thereof leased to another company and give name of lessee, date and term of lease and annual rent and how determined.

Specify whether lessee is an associated company.
 5. Designate any plant or equipment owned, not operated, and not leased to another company. If such plant or equipment was not operated within the past year explain whether it has been retired in the books of account or what disposition of the plant or equipment and its book cost are contemplated.

Water Wheels -- Continued					Generators				Total Installed Generating Capacity in Kilowatts (name place ratings) (q)	Line No.
Design Head (h)	R.P.M. (l)	Maximum hp. Capacity of Unit at Design Head (j)	Year Installed (k)	Voltage (l)	Phase (m)	Frequency or d.c. (n)	Name Plate Rating of Unit in Kilowatts (o)	Number of Units in Station (p)		
27'	277	1060 HP	1994	4,800	3	60 cy	790	1	790	1
										2
										3
										4
										5
										6
										7
										8
										9
										10
										11
										12
										13
										14
										15
										16
										17
										18
										19
										20
										21
										22
										23
										24
										25
										26
										27
										28
										29
										30
										31
										32
										33
										34
						TOTALS	49,409	18	49,409	35

COMBUSTION ENGINE AND OTHER GENERATING STATIONS
(except nuclear stations)

- | | |
|--|---|
| <ol style="list-style-type: none"> 1. Report the information called for concerning generating stations and equipment at end of year. Show associated prime movers and generators on the same line. 2. Exclude from this schedule, plant, the book cost of which is included in Account 121, Nonutility Property. 3. Designate any generating station or portion thereof for which the respondent is not the sole owner. If such | <p>property is leased from another company, give name of lessor, date and term of lease, and annual rent. For any generating station, other than a leased station, or portion thereof, for which the respondent operates or shares in the operation of, furnish a succinct statement explaining the arrangement and giving particulars as to such matters as percent owner-</p> |
|--|---|

Line No.	Name of Station (a)	Location of Station (b)	Prime Movers				
			Diesel or Other Type Engine (c)	Name of Maker (d)	Year Installed (e)	2 or 4 Cycle (f)	Belted or Direct Connected (g)
1							
2							
3							
4							
5							
6							
7							
8							
9							
10							
11							
12							
13							
14							
15				N/A			
16							
17							
18							
19							
20							
21							
22							
23							
24							
25							
26							
27							
28							
29							
30							
31							
32							
33							
34							
35							
36							
37							

COMBUSTION ENGINE AND OTHER GENERATING STATIONS -- Continued
(except nuclear stations)

ship by respondent, name of co-owner, basis of sharing output, expenses, or revenues, and how expenses and/or revenues are accounted for and accounts affected. Specify if lessor, co-owner, or other party is an associated company.
4. Designate any generating station or portion thereof leases to another company and give name of lessee, date and term of lease and annual rent and how determined.

Specify whether lessee is an associated company.
5. Designate any plant or equipment owned, not operated and not leased to another company. If such plant or equipment was not operated within the past year, explain whether it has been retired in the books of account or what disposition of the plant or equipment and its book cost are contemplated.

Prime Movers -- Continued		Generators						Total Installed Generating Capacity in Kilowatts (name plate ratings) (p)	Line No.
Rated hp. of Unit (h)	Total Rated hp. of Station Prime Movers (i)	Year Installed (j)	Voltage (k)	Phase (l)	Frequency or d.c. (m)	Name Plate Rating of Unit in Kilowatts (n)	Number of Units in Station (o)		
				N/A				1	
								2	
								3	
								4	
								5	
								6	
								7	
								8	
								9	
								10	
								11	
								12	
								13	
								14	
								15	
								16	
								17	
								18	
								19	
								20	
								21	
								22	
								23	
								24	
								25	
								26	
								27	
								28	
								29	
								30	
								31	
								32	
								33	
								34	
								35	
								36	
					TOTALS			37	

GENERATING STATION STATISTICS (Small Stations)

1. Small generating stations, for the purpose of this schedule, are steam and hydro stations of less than 2,500 KW* and other stations of less than 500 KW* installed capacity (name plate ratings). (*10,000 KW and 2,500 KW, respectively, if annual electric operating revenues of respondent are \$25,000,000 or more)
2. Designate any plant leased from others, operated under a license from the Federal Power Commission,
- or operated as a joint facility, and give a concise statement of the facts in a footnote.
3. List plants appropriately under subheadings for steam, hydro, nuclear internal combustion engine and gas turbine stations. For nuclear, see instruction 10 page 59.
4. Specify if total plant capacity is reported in kva instead of kilowatts.
5. If peak demand for 60 minutes is not available, give that which is available, specifying period.
6. If any plant is equipped with combustions of steam, hydro, internal combustion engine or gas turbine equipment, each should be reported as a separate plant. However, if the exhaust heat from the gas turbine is utilized in a steam turbine regenerative feed water cycle, report as one plant.

Line No.	Name of Plant (a)	Year Const. (b)	Installed Capacity Name Plate Rating - KW (c)	Peak Demand KW (60 Min.) (d)	Net Generation Excluding Station Use (e)	Cost of Plant (Omit Cents) (f)	Plant Cost Per KW Inst. Capacity (g)	Production Expenses Exclusive of Depreciation and Taxes (Omit Cents)			Kind of Fuel (k)	Fuel Cost Per KWH Net Generation (Cents) (0.0000) (l)
								Labor (h)	Fuel (i)	Other (j)		
1	Holy/Cabot 1-4*	1923	1,856	1,856	3,852,290	2,329,271	1,255	113,199		135,562	Hydro	6.4575
2	Chemical	1935	1,600	1,600	3,150,720	1,466,578	917	80,403		162,814	Hydro	
3	Skinner	1924	300	300	588,615	690,154	2,301	26,838		20,083	Hydro	7.9715
4	Boatlock	1924	3,313	3,313	13,110,507	5,952,580	1,797	174,117		157,459	Hydro	2.5291
5	Riverside 4-7	1921	3,040	3,270	12,169,133	7,203,485	2,370	224,579		186,719	Hydro	3.3798
6	Riverside 8	1931	4,000	4,575	16,152,537	7,203,485	1,801	224,579		186,719	Hydro	2.5463
7	Valley Hydro	1994	790	790	1,279,200	1,207,770	1,529	6,855		0	Hydro	0.5359
8												
9												
10												
11												
12												
13												
14												
15												
16												
17												
18												
19												
20												
21												
22												
23												
24												
25												
26												
27												
28												
29												
30												
31												
32												
33												
34												
35												
36												
37		TOTALS			50,303,002	26,053,322		850,571		849,356		3.3794

* These facilities are comprised of more than one plant, however combined herewith for ease of reporting.
Holyoke/Cabot 1-4 includes Holyoke 1 and Holyoke 2 plants.

TRANSMISSION LINE STATISTICS

Report information concerning transmission lines as indicated below.

Line No.	Designation		Operating Voltage (c)	Type of Supporting Structure (d)	Length (Pole Miles)		Number of Circuits (g)	Size of Conductor and Material (h)
	From (a)	To (b)			On Structures of Line Designated (e)	On Structures of Another Line (f)		
1	Eversource Fairmont	HGE	115 KV	Steel Pole	0.03 miles		1	795 KCM
2	North Canal	North Canal						ACSR
3	TAP	Substation						
4								
5	Eversource	HGE	115 KV	Wood and Steel Pole	5.23 miles		1	795 KCM
6	Southampton	Ingleside						ACSR
7	TAP	Substation						
8								
9	HGE	HGE	115 KV	Wood and Steel Pole	3.14 miles		1	795 KCM
10	Ingleside	Holyoke						ACSR
11	Substation	Substation						
12								
13	HGE	HGE	115 KV	Wood and Steel Pole	0.85 miles		1	795 KCM
14	North Canal	Holyoke						ACSR
15	Substation	Substation						
16								
17								
18								
19								
20								
21								
22								
23								
24								
25								
26								
27								
28								
29								
30								
31								
32								
33								
34								
35								
36								
37								
38								
39								
40								
41								
42								
43								
44				TOTALS	9.25 miles		4	

* Where other than 60 cycle, 3 phase, so indicate.

SUBSTATIONS

1. Report below the information called for concerning substations of the respondent as of the end of the year.

2. Substations which serve but one industrial or street railway customer should not be listed hereunder.

3. Substations with capacities of less than 5000 kva, except those serving customers with energy for resale, may be grouped according to functional character, but the number of such substations must be shown.

4. Indicate in column (b) the functional character of each substation, designating whether transmission or distribution and whether attended or unattended.

5. Show in columns (i), (j), and (k) special equipment such as rotary converters, rectifiers, condensers, etc. and auxiliary equipment for increasing capacity.

6. Designate substations or major items of equipment leased from others, jointly owned with others, or operated otherwise than by reason of sole ownership by the respondent.

For any substation or equipment operated under lease, give name of lessor, date and period of lease and annual rent.

For any substation or equipment operated other than by reason of sole ownership or lease, give name of co-owner or other party, explain basis of sharing expenses of other accounting between the parties and state amounts and accounts affected in respondent's books of account. Specify in each case whether lessor, co-owner, or other party is an associated company.

Line No.	Name and Location of Substation (a)	Character of Substation (b)	VOLTAGE			Capacity of Substation in Kva (in Service) (f)	Number Of Transformers in Service (g)	Number of Spare Transformers (h)	Conversion Apparatus and Special Equipment		
			Primary (c)	Secondary (d)	Tertiary (e)				Type of Equipment (i)	Number Of Units (j)	Total Capacity (k)
1	Highland Substation	Outdoor	13,800				2				
2	Dwight & Northampton Street	Distribution		4,800		9,374	@				
3	Holyoke, MA 01040	Unattended		13,800	-		4,687	1			
4											
5	Walnut Substation	Outdoor	13,800				2				
6	Walnut Street	Distribution		4,800		9,374	@				
7	Holyoke, MA 01040	Unattended		13,800	-		4,687	1			
8											
9	Holyoke Substation	Transmission	115,000				2				
10	102 Cabot Street (rear)	Distribution		13,800			@				
11	Holyoke, MA 01040				-	120,000	36/48/60 MVA	0			
12											
13	Ingleside Substation	Transmission	115,000				1 @ 18/24/30 MVA				
14	320 Whitney Avenue	Distribution		13,800			2 @ 16.8/22.4/28 MVA				
15	Holyoke, MA 01040	Unattended			-	86,000		0			
16											
17	North Canal Substation	Transmission	115,000				2 @				
18	50 Water Street	Distribution		34,500			36/48/60 MVA				
19	Holyoke, MA 01040	Unattended		13,800		180,000	2 @	0			
20							18/24/30 MVA				
21											
22											
23											
24											
25											
26											
27											
28											
29											
30											
31											
32											
33											
34											
35											
36											
37					TOTALS	404,748		18	2	0	0

column (f) - adjusted all ratings to reflect higher forced cooling

OVERHEAD DISTRIBUTION LINES OPERATED

Line No.		Length (Pole Miles)		
		Wood Poles	Steel Towers	Total
1	Miles - Beginning of Year.....	161.282		161.282
2	Added During Year.....	8.137		8.137
3	Retired During Year.....	(9.224)		(9.224)
4	Miles - End of Year.....	160.195	0.000	160.195
5	Distribution System Characteristics - A.C. or D.C., phase, cycles and operating voltages for Light and Power.			
6	A.C. 3 PH	60 HZ	34.5Y/19.9 KV	
7	A.C. 3 PH	60 HZ	13.8Y/7.9 KV	
8	A.C. 3 PH	60 HZ	4.8 KV	
9	A.C. 3 PH	60 HZ	600 V	
10	A.C. 3 PH	60 HZ	480 V	
11	A.C. 3 PH	60 HZ	480Y/277 V	
12	A.C. 3 PH	60 HZ	240 V	
13	A.C. 3 PH	60 HZ	208Y/120 V	
14	A.C. 3 PH	60 HZ	120/240 V	
15	A.C. 1 PH	60 HZ	120/240 V	

ELECTRIC DISTRIBUTION SERVICES, METERS AND LINE TRANSFORMERS

Line No.	Item	Electric Services	Number of Watt-hour Meters	Line Transformers	
				Number	Total Capacity (Kva)
16	Number at beginning of year.....	14,203	19,811	2,539	286,794
17	Additions during year:				
18	Purchased		984	7	8,145
19	Installed.....	100			
20	Associated with utility plant acquired.....				
21	Total Additions	100	984	7	8,145
22	Reductions during year:				
23	Retirements.....	429	429	82	3,784
24	Associated with utility plant sold.....				
25	Total Reductions	429	429	82	3,784
26	Number at End of Year	13,874	20,366	2,464	291,155
27	In stock.....		2,630		
28	Locked meters on customer's premises.....				
29	Inactive transformers meters on system.....		294		
30	In customer's use.....		17,379		
31	In company's use		42		
32	Number at End of Year		20,345	2,464	291,155

CONDUIT, UNDERGROUND CABLE AND SUBMARINE CABLE -- (Distribution System)

Report below the information called for concerning conduit, underground cable, and submarine cable at end of year.

Line No.	Designation of Underground Distribution System (a)	Miles of Conduit (All Sizes and Types) (b)	Underground Cable		Submarine Cable	
			Miles* (c)	Operating Voltage (d)	Feet* (e)	Operating Voltage (f)
1	Steel	48.941				
2	Steel Conduit (encased)	1.437				
3	Non-Metallic Duct	105.227				
4	Non-Metallic Duct (encased)	89.833				
5						
6						
7						
8						
9						
10	Total - Beginning		191.966	34.5KV/19.9KV 13.8KV/7.9KV 4.8KV/600V 480V/277 240/208/120		
11						
12						
13						
14						
15						
16	Net Primary Installed		(0.118)	13.8/7.9/4.8KV		
17						
18	Net Secondary Installed		0.389	600/480/277 240/208/120		
19						
20						
21						
22						
23						
24						
25						
26						
27						
28						
29						
30						
31						
32						
33						
34						
35	TOTALS	245.438	192.237			

*Indicate number of conductors per cable.

RECORD OF SENDOUT FOR THE YEAR IN MCF
BASED ON 1000 BTU PER CUBIC FOOT

Line No.	Item	Total	January	February	March	April	May
1	<u>Gas Made</u>						
2	Propane - Air Gas	0.0	0.0	0.0	0.0	0.0	0.0
3	LNG Gas	56,337.2	20,740.4	12,955.0	5,180.5	2,037.1	1,510.6
4	Gas						
5	Gas						
6	TOTAL	56,337.2	20,740.4	12,955.0	5,180.5	2,037.1	1,510.6
7							
8	<u>Gas Purchased</u>						
9	Natural G-6	1,909,589.0	275,021.0	248,054.5	257,537.8	135,203.4	103,350.5
10	Other - Storage	170,947.0	71,444.0	67,612.0	1,680.0	24,223.0	0.0
11	TOTAL	2,080,536.0	346,465.0	315,666.5	259,217.8	159,426.4	103,350.5
12	TOTAL MADE AND PURCHASED	2,136,873.2	367,205.4	328,621.5	264,398.3	161,463.6	104,861.1
13	Net change in Holder Gas	0.0	0.0	0.0	0.0	0.0	0.0
14							
15	TOTAL SEND OUT	2,136,873.2	367,205.4	328,621.5	264,398.3	161,463.6	104,861.1
16							
17							
18							
19	Gas Sold (Firm)	2,026,687.0	318,314.2	340,830.8	285,159.4	173,661.8	115,674.3
	Gas Sold (Interr.)	87,615.9	12,580.6	21,762.2	11,232.3	5,801.2	4,044.1
	Electric Station Use	0.0	0.0	0.0	0.0	0.0	0.0
20	Gas Used by Company	14,577.3	3,343.7	3,491.2	1,780.6	810.6	363.4
	Sale for Resale	0.0	0.0	0.0	0.0	0.0	0.0
21	Gas Accounted For	2,128,880.3	334,238.5	366,084.1	298,172.4	180,273.6	120,081.9
22	Gas Unaccounted For	7,992.9	32,966.9	(37,462.6)	(33,774.1)	(18,810.0)	(15,220.8)
23	% Unaccounted For (0.00%)	0.37	8.98	(11.40)	(12.77)	(11.65)	(14.52)
24							
25							
26							
27	<u>Sendout in 24 Hours in Mcf</u>						
28	Maximum - Mcf	16,358.0	16,358	13,918	13,589	10,040	4,399
29	Maximum Date	1/29/2021	1/29/2021	2/12/2021	3/2/2021	4/2/2021	5/5/2021
30	Minimum - Mcf	1,626.0	8,957	7,119	3,641	2,801	2,163
31	Minimum Date	8/13/2021	1/16/2021	2/24/2021	3/25/2021	4/10/2021	5/26/2021
32							
33							
34							
35	S.O. BTU	1,032	1,035	1,035	1,033	1,031	1,030
	S.O. Sp. Gr.	0.59	0.59	0.59	0.59	0.59	0.59
	Annual weighted average BTU content of gas sold: 1,032 BTU per Cubic Foot						

GAS GENERATING PLANT

Line No.	General Description - Location, Size, Type, etc.	No. of Sets	24 Hour Cap. (MCF)
1	A) Liquefied Natural Gas Satellite Plant with four (4)		
2	55,000 gallon cryogenic storage tanks and one (1)		15,000
3	750 mcf/hr vaporizer located at Mueller Road.		
4			
5			
6			
7			
8			
9			
10			
11			
12			
13			
14			
15			
16			
17			
18			
19			
20			
21			
22			
23			
24			
25			
26			
27			
28			
29			
30			
31			
32			
33			
34			
35			
36			
37			
38			
39			
40			
41			
42			
43			
44			
45		TOTAL	15,000

BOILERS

Line No.	Location	Kind of Fuel and Method of Firing	Rated Pressure in Lbs.	Rated Steam Temp.	Number	Output Rating M. Lbs. Steam Per Hour
1						
2						
3						
4						
5						
6						
7						
8						
9						
10						
11						
12			NONE			
13						
14						
15						
16						
17						
18						
19						
20						
21						
22						
23						
24						

SCRUBBERS, CONDENSERS AND EXHAUSTERS - 24 HOUR CAPACITY (MCF)

Line No.	Kind of Gas	Total Capacity
25		
26		
27		
28	Scrubbers	
29		
30		
31		
32		
33		
34	Condensers	
35		
36		
37		
38		
39	Exhausters	
40		
41		

PURIFIERS

Line No.	Location	Kind of Gas Purified	Kind of Purifying Material	Estimated 24 Hour Capacity
1				
2				
3				
4				
5				
6				
7				
8				
9				
10				
11				
12		NONE		
13				
14				
15				
16				
17				
18				
19				
20				
21				
22				
23				
24				

HOLDERS (Including Relief Holders) - Indicate Relief Holders by the letters R.H.

Line No.	Location	Type of Tank	Dimensions		No. of Lifts	Number	Working Capacity
			Diameter	Height			
25							
26							
27							
28							
29							
30							
31							
32			NONE				
33							
34							
35							
36							
37							
38							
39							
40							
41							

TRANSMISSION AND DISTRIBUTION MAINS

Report by size, for all mains and lines, the information called for below for cast iron, welded, wrought iron and steel mains.
Sub-Totals should be shown for each type.

Line No.	Diameter	Total Length in Feet at Beginning of Year	Added During Year	Taken Up During Year	Abandoned But Not Removed During Year	Total Length in Feet at End of Year
1	<u>Cast Iron</u>					
2	1 1/4"	0				0
3	1 1/2"	0				0
4	2"	0				0
5	2 1/2"	173			173	0
6	3"	11,141			2,651	8,490
7	4"	79,018			1,401	77,617
8	6"	83,461			2,318	81,143
9	8"	45,380			588	44,792
10	12"	28,602			813	27,789
11	16"	9,721				9,721
12						
13	Sub-Total	257,496	0	0	7,944	249,552
14	<u>Welded Steel</u>					
15	2"	109,118				109,118
16	3"	618				618
17	4"	81,708			1,542	80,166
18	6"	133,890			115	133,775
19	8"	106,052			478	105,574
20	10"	12,217				12,217
21	12"	58,562	335		260	58,637
22	14"	3,278				3,278
23	16"	1,246				1,246
24						
25	Sub-Total	506,689	335	0	2,395	504,629
26	<u>Wrought Iron</u>					
27	1 1/4"	0				0
28	1 1/2"	0				0
29	2"	0				0
30	2 1/2"	0				0
31	3"	0				0
32	4"	0				0
33						
34	Sub-Total	0	0	0	0	0
35	<u>Plastic Main</u>					
36	2"	76,252	1,196		33	77,415
37	4"	59,727	3,590		28	63,289
38	6"	34,833	2,511			37,344
39	8"	39,601	4,165		8	43,758
40						
41	Sub-Total	210,413	11,462	0	69	221,806
42						
43	TOTALS	974,598	11,797	0	10,408	975,987

Normal Operating Pressure-Mains and Lines-Maximum....80 PSIG Minimum....7 inches W.C.
Normal Operating Pressure-Services -Maximum....80 PSIG Minimum....7 inches W.C.

GAS DISTRIBUTION SERVICES, HOUSE GOVERNORS AND METERS

Report below the information called for concerning Distribution Services, House Governors and Meters.

Line No.	Item	Gas Services	House Regulators	Meters
1	Number at beginning of year.....	8,428	3,405	13,732
2	Additions during year:			
3	Purchases.....		0	167
4	Installed.....	13		
5	Associated with Plant acquired.....			
6	TOTAL ADDITIONS	13	0	167
7	Reductions during year.....			
8	Retirements.....	131	55	166
9	Associated with Plant sold.....			
10	TOTAL REDUCTIONS	131	55	166
11	NUMBER AT END OF YEAR	8,310	3,350	13,733
12	In Stock.....			1,575
13	On Customers' Premises - Inactive.....			461
14	On Customers' Premises - Active.....			11,673
15	In Company Use.....			24
16	NUMBER AT END OF YEAR			13,733
17	Number of Meters Tested by State Inspectors During Year.....			2,252

RATE SCHEDULE INFORMATION

- 1. Attach copies of all Filed Rates for General Consumers.
- 2. Show below the changes in rate schedules during year and the estimated increase or decrease in annual revenue predicted on the previous year's operations.

Date Effective	M.D.P.U. Number	Rate Schedule	Estimated Effect on Annual Revenues	
			Increase	Decrease
SEE ATTACHED				

HOLYOKE GAS AND ELECTRIC DEPARTMENT

12/31/2021

MDPU No			Effective	Replaces
137G	Interruptible Gas Service Schedule No 2	G2	06/07/19	104G
138G	Interruptible Gas Service Schedule No 6	G6	06/07/19	105G
139G	Gas Schedule "A"	GR	01/01/20	127G
140G	Gas Schedule "GB-1" Small General Service	B1	01/01/20	128G
141G	Gas Schedule "GB-2" Medium General Service	B2	01/01/20	120G
134G	Gas Schedule "GB-3" Large General Service	B3	01/01/19	121G
135G	Gas Schedule "GB-4" Industrial Contract Gas Service	G4	01/01/19	130G
129G	Gas Schedule "AG-1" Small General Service Agriculture	F1	05/01/14	123G
124G	Gas Schedule "AG-2" Medium General Service Agriculture	F2	02/13/03	116G
125G	Gas Schedule "AG-3" Large General Service Agriculture	F3	02/13/03	117G
126G	Firm Gas Transportation Rate		02/13/03	113G
136G	Standard Purchased Gas Adjustment Schedule		11/01/08	114G
151G	Gas Schedule "GB-5" Firm Service Tariff		12/01/21	
195E	Hydroelectric Power Reduction Clause		12/01/16	130E
196E	Standard Purchased Power Adjustment Clause		12/01/16	140E
188E	Meterbase Surge Protection		01/01/14	161E
191G/E	Economic Development Discount		06/04/14	171G/E/S
222E	Standby Facilities Clause		06/04/14	192E
217E	Off-Street/Contract Lighting		02/17/21	194E
181E	Street & Traffic Lighting		08/12/09	176E
211E	Large General Service Contract Schedule		11/01/19	193E
185E	Distributed Generation Purchased Power Clause		11/10/12	
186E	Power Wheeling Service		12/10/12	
199E	Large Industrial Contract Schedule (2017Rates)		04/07/17	187E
218E	Residential Electric Schedule		04/09/21	212E
221E	Small Industrial Schedule		04/09/21	215E
223E	General Service Electric Schedule		04/09/21	220E
219E	Community Shared Solar Residential Electric Schedule		04/09/21	213E
206E	Schedule 3 Large Industrial II Contract Schedule		08/06/18	168E
216G/E	Rules and Regulations		05/13/20	193G/E

GAS SCHEDULE "AG - 2"
MEDIUM GENERAL SERVICE AGRICULTURE

AVAILABILITY

Service under this schedule is available to persons or corporations engaged in the business of agriculture or farming having an annual usage greater than 5,000 and less than 40,000 ccf.

CHARACTER OF SERVICE

A continuous supply of gas not less than 1,000 BTU per cubic foot.

RATE - APPLIED MONTHLY

Customer Charge \$18.00

First 10,000 ccf @ \$.780 per ccf

Excess 10,000 ccf @ \$.735 per ccf

Definition of the gas unit for purposes of this schedule is one hundred cubic feet - abbreviation ccf.

MINIMUM CHARGE

Customer charge per month.

DISCOUNT

A discount of 10% will be allowed on current gross bills provided the bill, including any arrearage, is paid in full within fifteen (15) days of date of bill.

PURCHASED GAS ADJUSTMENT

There shall be an adjustment in rate due to cost of gas as provided in the Department's Standard Purchased Gas Adjustment Schedule in effect from time to time.

TERMS AND CONDITIONS

This contract is subject to termination at any time upon notice to the Department. Bills are due and payable 30 days after date of billing. Service is governed by the "Rules and Regulations of the Holyoke Gas & Electric Department, City of Holyoke, Massachusetts."

Filed January 13, 2003

Effective February 13, 2003

GAS SCHEDULE "AG - 3"
LARGE GENERAL SERVICE AGRICULTURE

AVAILABILITY

Service under this schedule is available to persons or corporations engaged in the business of agriculture or farming having an annual usage greater than 40,000 ccf.

CHARACTER OF SERVICE

A continuous supply of gas not less than 1,000 BTU per cubic foot.

RATE - APPLIED MONTHLY

Customer Charge \$54.00
First 10,000 ccf @ \$.753 per ccf
Excess 10,000 ccf @ \$.708 per ccf

Definition of the gas unit for purposes of this schedule is one hundred cubic feet - abbreviation ccf.

MINIMUM CHARGE

Customer charge per month.

DISCOUNT

A discount of 10% will be allowed on current gross bills provided the bill, including any arrearage, is paid in full within fifteen (15) days of date of bill.

PURCHASED GAS ADJUSTMENT

There shall be an adjustment in rate due to cost of gas as provided in the Department's Standard Purchased Gas Adjustment Schedule in effect from time to time.

TERMS AND CONDITIONS

This contract is subject to termination at any time upon notice to the Department. Bills are due and payable 30 days after date of billing. Service is governed by the "Rules and Regulations of the Holyoke Gas & Electric Department, City of Holyoke, Massachusetts."

Filed January 13, 2003

Effective February 13, 2003

FIRM GAS TRANSPORTATION RATE

AVAILABILITY

1. This tariff is applicable to all gas purchased by a customer from a third party producer or marketer. The gas must be delivered to the Department's distribution system via an interstate pipeline. Once the gas has been received by the Department, the Department will transport the gas to the Customer's premises on a firm basis. This service is only available to those customers, which execute a 12-month contract for the service provided herein. This service is applicable only to customers, which transport in excess of 40,000 ccf/year.
2. Optional standby sales service is also offered under this rate. Customers opting not to purchase standby service shall have no right or claim to gas provided by the Department.
3. Daily and monthly balancing service is a part of this tariff and is mandatory to all customers on this tariff.
4. As a requirement of the balancing services, the Department requires all transportation customers to have a real time metering. The customer shall be responsible for and make direct arrangements for transmitting information to the Mueller Road Control Center via telephone lines or other approved methods. The customer shall be responsible for the cost of the equipment necessary to transmit the real time metering information along with the cost of the telephone service. The telemetering equipment shall conform to the specifications of the Holyoke Gas & Electric Department.

CHARACTER OF SERVICE

1. This service provides for the firm transportation of third party gas delivered to the Department on behalf of a customer. Under this service, the Department will deliver such gas as received by the third party to the customer's meter. This transportation service is firm only to the extent that the third party gas is delivered to the Department.

CONTRACT REQUIREMENTS

1. The customer shall execute a Service Agreement with the Department, which specifies the Maximum Daily Quantities of gas to be transported.
2. Maximum Daily Quantity: After consulting with the customer, the Department will assign a Maximum Daily Delivery Quantity (MDQ). The MDQ is defined as the maximum customer nomination for delivery of gas per day or the highest daily demand actually taken per day. The MDQ will remain in effect for the 12-month period following the execution of the transportation contract between the Department and the Customer. In the event that the customer exceeds this MDQ on any given day during any 12-month period, the Customer shall be considered to have immediately increased the MDQ to the actual maximum level consumed and such increased MDQ shall remain in effect for the next subsequent 12 months.

Rates and Charges for Firm Transportation Service

The Department will meter the customer's volumes at only one location, specifically at the gas service entrance. In the event that there are multiple service entrances at one location, all meters located at these entrances shall be considered as individual transportation customers and shall conform to the requirements of the tariff. A prompt payment discount of 10% will be allowed on the current gross bills provided the bill is paid in full within 15 days of the bill.

Customer Charge

The customer charge for Firm Transportation service shall be \$66.00 per month per meter.

Gas Supply Realignment Charge

The GSR Surcharge will be \$.216/ccf/day of MDQ. This surcharge will expire once the pipeline terminates the charge to the Department for the Gas Supply Realignment Charge.

Environmental Charge

This charge is for the costs incurred for the environmental cleanup of the manufactured gas plant located in the City of Holyoke as mandated by the Federal and State regulatory agencies. This charge will remain in place until the remediation process of this site has been completed or until such time that all expenses for the site have been recovered. This charge will change from year to year, depending upon the costs the Department has budgeted.

Energy Charge

This charge is for the costs incurred by the Department for transporting gas through its Distribution system.

3. The monthly rates and charges are as follows:

Customer Charge:\$66.00
Energy Charge:\$0.026/ccf
Demand Charge:\$1.75/ccf/day of MDQ
GSR Charge:\$.216/ccf/day of MDQ
Environmental Charge:\$.067/ccf

For example, the charge for a customer electing an MDQ of 150 ccf/day and who uses 2,200 ccf in a month would be charged as follows:

Customer Charge:\$66.00
Energy Charge:\$57.20 (\$.026/ccf*2,200 ccf)
Demand Charge:\$262.50 (\$1.75/ccf/day*150 ccf/day)
GSR Surcharge:\$32.40 (\$.216/ccf/day*150 ccf/day)
Environmental Charge:\$147.40 (\$.067/ccf*2200 ccf)
Total:\$565.50
Less 10% Prompt
Payment:\$56.55
Total (Net)\$508.95

This amount does not include the cost of gas received from a third party for the transportation customer.

Receipt and Delivery

4. The customer shall be responsible for securing delivery of Customer-owned gas to the Department's system at the Department's designated receipt point(s).

5. The receipt point shall be at a pipeline city gate station as specified in the contract and assigned by the Department.

6. The Department shall retain 3% of volumes delivered to the city gate for a lost and unaccounted adjustment and the Department shall only be obligated to deliver 97% of volumes received.

LOAD BALANCING

1. **Character of Service:** The Department agrees to provide customer with daily and monthly balancing services within the parameters outlined in paragraph 5. The Department agrees to use its gas resources, including but not limited to storage and standby service, to accept Customer's daily over deliveries and to provide Customer with gas to compensate for daily under deliveries.

2. **Customer Nominations and Gas Deliveries:** Customer shall be responsible for promptly advising the Department of its daily nomination of gas intended to be received by the Department on behalf of Customer. Customer shall be responsible for promptly providing the Department with pipeline daily confirmation reports reflecting the actual amount of gas delivered to the Department each day on behalf of Customer. Daily nominations must be received by 10:00 a.m. one day prior to the date that a change in the daily nomination is intended to become effective. If no third party gas arrives on behalf of the transportation customer, the customer will be off line and receive no gas, unless the customer has signed for the optional standby service. In the event that those customers who did not sign up for the standby service has its deliveries interrupted it will be notified to go off line. If the customer, after notification does not go off line, all volumes taken will be charged at \$2.50 per ccf. If the Department's ability to deliver gas to non-transportation customers is impaired by the transportation customer's actions, the Department reserves the right to shut off the gas supply at the main.

3. **Determination of Daily Imbalances:** Customer's daily imbalance shall be equal to the difference between the amount of gas nominated by the customer and confirmed by the Department each day, and customer's actual volumes, (adjusted for losses), as determined from daily meter readings at customer's facility. A daily **under delivery** shall be deemed to occur whenever daily deliveries on behalf of Customer are less than Customer's actual nomination, (adjusted for losses), as determined from daily meter readings at Customer's facility. A daily **over delivery** shall be deemed to occur whenever deliveries on behalf of Customer are more than Customer's actual nomination, (adjusted for losses), as determined from daily meter readings at Customer's facility.

4. Determination of Monthly Imbalances: Customer's monthly imbalances shall be equal to the difference between the total volume of gas nominated by the Customer each month and confirmed by the Department, and Customer's actual transportation volumes (adjusted for losses) as determined from meter readings at Customer's facility.

5. Charge for Imbalances: The Department's rate for daily imbalances is as follows:

A daily surcharge of \$.04836/ccf will apply to all volumes in excess of 110% or less than 90% of their daily nominated quantity unless an Operational Flow Order (OFO) is in effect from the pipeline company. In this case, the balancing charge will be \$2.50/ccf. These charges shall be in addition, not in lieu of, other transportation charges. Prompt Payment discount does not apply to imbalance charges.

The charge of imbalances does not apply when the customer's total deliveries are interrupted and not received at the gate station. As outlined under Customer Nominations and Gas Deliveries, if a customer, who does not have standby service, and does not go off line when notified of this condition, all volumes taken by customer will be charged at \$2.50 per ccf. If the Department's ability to deliver gas to non-transportation customers is impaired by the transportation customer's actions, the Department reserves the right to shut off the gas supply at the main.

Charge for Monthly Imbalances: customers must cash out their cumulative monthly imbalances. At the end of each calendar month the Department shall determine the cumulative monthly imbalances as determined in item 4 above. For cumulative monthly over deliveries, the Department will cash out such over deliveries based on the schedule.

Monthly Excess Deliveries

0-10%	100% Index
10%-15%	115%
15%-20%	130%
20%-25%	140%
25%+	150%

The Customer will buy the volumes associated with the monthly over deliveries from the Department at the above index price depending upon the tier in which the over deliveries fall. For cumulative under deliveries, the Department will cash out such under deliveries based on the following schedule:

Monthly Under Deliveries to the Customer's Meter

0-10%	100% Index
10%-15%	85%
15%-20%	70%
20%-25%	60%
25%+	50%

The customer will sell the volumes associated with the monthly under deliveries to the Department at the above index price depending upon the tier in which the under deliveries fall.

The index price shall be 28% of the Texas (Zone 0) index plus 72% of the Louisiana (Zone 1) index for spot prices published in Inside FERC's Gas Market Report for on-shore and offshore gas delivered into the Tennessee Gas Pipeline system. The Report is published by McGraw Hill, Inc., 1221 Avenue of the Americas, New York, New York, 10020. The Index will be computed as the simple average of the Louisiana (Zone 1) and Texas (Zone 0) prices.

STANDBY SALES SERVICE

1. This service is optional. This service is available for the winter and summer periods. For customers opting for this service, the standby sales is a firm service under which the Company agrees to provide firm gas sales service to the Customer, in the event their gas is not delivered to the city gate station or, in the event of force majeure from the pipeline. In the event of a force majeure from the pipeline, this service will be on a best efforts basis.
2. Customers electing such service must identify a portion, up to 100% of their MDQ as their Maximum Daily Standby Quantity (MDSQ) for each season, 10 working days prior to start of the season.
3. The standby rate is as follows: \$3.08/ccf/day

This rate is based upon the winter period MDSQ. The winter period is defined as the period commencing November 1 and ending April 30. The summer period is defined as the period commencing May 1 and ending October 31. The cost of purchased gas under the stand by service shall be defined as the total rolled in cost of natural gas delivered to the Department, including Liquefied Natural Gas, Propane Air, and storage gas for the month in which the service is used plus 15%.

The standby charge will be assessed on a monthly basis per six-month period by season. For example, a customer who has a winter MDSQ of 150 ccf/day will be charged each month (\$3.08/ccf/day*150 ccf/day) or \$462.00 plus the cost of gas as defined in paragraph 3 above. A prompt payment discount of 10% will be applied to this service, provided the bill is paid in full within 15 days of date of bill.

4. A penalty charge of \$1.66/ccf will be assessed on each volume of gas taken by the customer under Standby sales service, which exceeds their MDSQ. If the Department's ability to deliver gas to non-transportation customers is impaired by the transportation customer's actions, the Department reserves the right to shut off the gas supply at the main.

FORCE MAJEURE

1. If the Department is rendered unable to wholly or in part, carry out its obligation under this agreement because of force majeure, the obligations of the Department shall be suspended until

such time as the cause for suspension has been remedied using the existing practices of the gas distribution industry.

2. If the Customer is rendered unable to wholly or in part, carry out its obligations under these provisions because of force majeure, the obligations of the Customer, other than the obligation to make all payments hereunder, shall be suspended until such time as the cause for suspension has been remedied.

3. Definition Force Majeure: The term "force majeure" as employed herein shall include acts of God, strikes, lockouts, wars, riots, insurrections, epidemics, landslides, lightning, earthquakes, fires, storms, floods, washouts, arrests and restraints of rulers and people, interruptions by government or court orders, civil disturbances, explosions, and any other cause whether of the kind herein defined or otherwise, not within the control of the party claiming suspension and which, by the exercise of reasonable foresight, such party is unable to avoid and, by the exercise of due diligence, such party is unable to overcome.

Summary of Firm Gas Transportation Charges

Mandatory

Customer Charge \$66 per month
Energy Charge \$0.026/ccf
Demand Charge \$1.75/ccf/day of MDQ
GSR Charge \$0.216/ccf/day of MDQ
Environmental Charge \$.067/ccf

Volumes taken after supplier \$2.50/ccf
Interruption & no standby

Daily Load Balancing

Daily volumes in excess of 110% of daily nomination\$.04836/ccf
Daily volumes less than 90% of daily nomination\$.04836/ccf

Daily volumes taken during OFO\$2.50/ccf

Monthly Over Deliveries to the Customer's Meter

0-10%	100% Index
10%-15%	115%
15%-20%	130%
20%-25%	140%
25%+	150%

The customer will buy the volumes associated with the monthly over deliveries from the Department at the above index price depending upon the tier in which the over deliveries fall. For cumulative under deliveries, the Department will cash out such under deliveries based on the following schedule:

Monthly Under Deliveries to the Customer's Meter

0-10%	100% Index
10%-15%	85%
15%-20%	70%
20%-25%	60%
25%+	50%

The customer will sell the volumes associated with the monthly under deliveries to the Department at the above index price depending upon the tier in which the under deliveries fall.

Standby Service

Demand \$3.08/ccf/day

Daily volumes taken over the customer's max daily standby quantity. \$1.66/ccf/day

**STANDARD PURCHASED GAS
ADJUSTMENT SCHEDULE**

AVAILABILITY

This service is applicable to the firm gas rate schedule of the Department.

PURCHASED GAS ADJUSTMENT

This schedule establishes the procedure to be followed, for adjusting, on a monthly basis, the Department's firm gas rate schedules, in order to track, on a periodic basis, the changes in the cost of purchased gas.

The purchased gas adjustment charge may be increased or decreased, whenever the cost of purchased gas varies above or below the base cost of \$.3325 per ccf. The purchased gas adjustment is a function of the total pipeline and supplemental gas costs, less gas costs for the Department use and non-firm sales, less refunds from suppliers, plus or minus the cumulative total in the purchased gas account, all divided by the firm gas sales. The resultant purchased gas adjustment minus the imbedded cost of \$.3325 per ccf, establishes the new purchased gas adjustment.

The monthly bill share be increased or decreased by multiplying the total ccf billed each month by the purchased gas adjustment, calculated as follows:

$$PGA = \frac{Cg - Cd - Cr + Ca - Cb}{FS}$$

Cg: Total pipeline and supplemental costs for all gases purchased.

Cd: Cost of gas for Department use and non-firm sales.

Cr: Refunds received from suppliers, both pipeline and supplemental.

Ca: Cumulative total in purchased gas account.

Cb: Base cost of gas (\$.3325 per ccf).

Filed March 13, 2019

Effective January 2019

GAS SCHEDULE "AG - 1"
SMALL GENERAL SERVICE AGRICULTURE

AVAILABILITY

Service under this schedule is available to persons or corporations engaged in the business of agriculture or farming having an annual usage of less than 5,000 ccf.

CHARACTER OF SERVICE

A continuous supply of gas not less than 1,000 BTU per cubic foot.

RATE - APPLIED MONTHLY

Customer Charge \$9.00

First 200 ccf @ \$.848 per ccf

Excess 200 ccf @ \$.775 per ccf

Definition of the gas unit for purposes of this schedule is one hundred cubic feet - abbreviation ccf.

MINIMUM CHARGE

Customer charge per month.

DISCOUNT

A discount of 10% will be allowed on current gross bills provided the bill, including any arrearage, is paid in full within fifteen (15) days of date of bill.

PURCHASED GAS ADJUSTMENT

There shall be an adjustment in rate due to cost of gas as provided in the Department's Standard Purchased Gas Adjustment Schedule in effect from time to time.

TERMS AND CONDITIONS

This contract is subject to termination at any time upon notice to the Department. Bills are due and payable 30 days after date of billing. Service is governed by the "Rules and Regulations of the Holyoke Gas & Electric Department, City of Holyoke, Massachusetts."

Filed April 18, 2014

Effective May 1, 2014

GAS SCHEDULE "GB - 3"
LARGE GENERAL SERVICE

AVAILABILITY

Service under this schedule is available for commercial and industrial customers and municipal buildings having an annual usage greater than 40,000 ccf.

CHARACTER OF SERVICE

A continuous supply of gas not less than 1,000 BTU per cubic foot.

RATE - APPLIED MONTHLY

Customer Charge \$60.00

First 10,000 ccf @ \$0.7910 per ccf

Excess 10,000 ccf @ \$0.7437 per ccf

Definition of the gas unit for purposes of this schedule is one hundred cubic feet - abbreviation ccf.

MINIMUM CHARGE

Customer charge per month.

DISCOUNT

A discount of 10% will be allowed on current gross bills provided the bill, including any arrearage, is paid in full within fifteen (15) days of date of bill.

PURCHASED GAS ADJUSTMENT

There shall be an adjustment in rate due to cost of gas as provided in the Department's Standard Purchased Gas Adjustment Schedule in effect from time to time.

TERMS AND CONDITIONS

This rate is subject to termination at any time upon notice to the Department. Bills are due and payable 30 days after date of billing. Service is governed by the "Rules and Regulations of the Holyoke Gas & Electric Department, City of Holyoke, Massachusetts."

Filed December 13, 2018

Effective January 10, 2019

GAS SCHEDULE "GB - 4"
INDUSTRIAL CONTRACT GAS SERVICE

AVAILABILITY

Service under this schedule is available for industrial customers primarily engaged in manufacturing who have executed a long term contract and who have an annual usage greater than 100,000 ccf.

CHARACTER OF SERVICE

A continuous supply of gas not less than 1,000 BTU per cubic foot.

RATE - APPLIED MONTHLY

Customer Charge \$90.00

First 10,000 ccf @ \$0.6666 per ccf

Excess 10,000 ccf @ \$0.5090 per ccf

Definition of the gas unit for purposes of this schedule is one hundred cubic feet - abbreviation ccf.

MINIMUM CHARGE

Customer charge per month.

DISCOUNT

A discount of 10% will be allowed on current gross bills provided the bill, including any arrearage, is paid in full within fifteen (15) days of date of bill.

PURCHASED GAS ADJUSTMENT

There shall be an adjustment in rate due to cost of gas as provided in the Department's Standard Purchased Gas Adjustment Schedule in effect from time to time.

TERMS AND CONDITIONS

This rate is subject to termination at any time upon notice to the Department. Bills are due and payable 30 days after date of billing. Service is governed by the "Rules and Regulations of the Holyoke Gas & Electric Department, City of Holyoke, Massachusetts."

Filed December 13, 2018

Effective January 10, 2019

**INTERRUPTIBLE
GAS SERVICE SCHEDULE – G2 (No. 2 Fuel Oil)**

AVAILABILITY

Interruptible gas service is available under this schedule for to Commercial and Industrial customers using No. 2 fuel oil who are located adjacent to the Department's existing distribution mains, which mains have adequate capacity so that gas delivered hereunder will not impair service to other customers.

Gas supplied hereunder shall be separately metered and used only in such equipment as approved by the Department. In no case shall the gas be used interchangeably with that supplied under any other rate schedule of the Department. Reference is made to the "dual-fuel" provisions contained herein.

CHARACTER OF SERVICE

An interruptible supply of gas containing not less than 1,000 BTU cubic foot.

RATE - APPLIED MONTHLY

All gas purchased under this schedule shall be computed at a rate in consideration of HG&E cost of service and fuel costs as well as market conditions of competing alternatives available.

Where:

No. 2 Oil Price (\$/barrel): First business day of the month low posting at New Haven, CT (New Haven Harbor) per Oil Price Daily publication;

Oil BTU: 140,000 BTU/Gallon;

NOTICE OF PRICE CHANGE

Notice of price change will be indicated on monthly bill.

MINIMUM CHARGE

The minimum charge will be \$1500 per year.

DISCOUNT

Discount does not apply to this schedule.

INTERRUPTION OF SERVICE

Gas supplied hereunder is subject to interruption at any time upon twelve (12) hours' notice, except under emergency conditions, to the customer who shall discontinue entirely the use of gas until notified by the Department that it is again available. The determination of the necessity for interrupting gas service shall be made solely by the Department in each instance and shall be final and binding. The interruption of gas service shall not be the basis for claims or damages, if any, sustained by the customer by reason of such interruption.

NON-COMPLIANCE WITH NOTICE TO DISCONTINUE USE

If the customer fails to discontinue the use of gas after receiving notice to do so from the Department, the bill for gas subsequently used shall be at the calculated rate greater of the two methods below:

- The existing rate plus \$20.00 per mcf, however, if such failure to discontinue is due to the customer's dual-fuel equipment being temporarily inoperable, the Department at its sole discretion, may bill the customer for gas subsequently used during the emergency at the rate of \$10.00 per mcf, provided service to other customers is not impaired and provided also that the customer proceeds as expeditiously as possible to repair the dual-fuel equipment; or,
- Two (2) times the energy equivalency (EE) for the month in which the gas was consumed, however, if such failure to discontinue is due to the customer's dual-fuel equipment being temporarily inoperable, the Department at its sole discretion, may bill the customer for gas subsequently used during the emergency at the rate of one and a half time (1.5) the EE, provided service to other customers is not impaired and provided also that the customer proceeds as expeditiously as possible to repair the dual-fuel equipment

The emergency rate shall be limited to a maximum of five (5) days per year at which point the full rate will be charged. Repeat offenses will be billed at the full rate, subject to the Department's sole discretion.

The Department reserves the right to turn off service to customers who fail to discontinue use during interruption periods at its sole discretion.

DUAL-FUEL EQUIPMENT

The customer shall install and maintain in usable condition dual-fuel burning equipment and keep on hand an adequate supply of alternate fuel use when gas service is interrupted. The Department reserves the right to inspect customer facilities to confirm dual-fuel capability and ensure that only dual-fuel capable equipment is connected to the gas service. Firm sales equipment shall be metered separately with any required pipe work to isolate firm and interruptible systems to be at the customer's expense.

TERM OF CONTRACT

The term of contract under this schedule shall be for an initial period of at least one year, at the expiration of which initial period it shall automatically renew itself for like one year periods thereafter unless terminated by the Department giving to the other notice in writing 30 days prior to the expiration of any supply year.

TERMS AND CONDITIONS

Bills are due and payable 30 days after date of billing. Service is governed by the "Rules and Regulations of the Holyoke Gas & Electric Department, City of Holyoke, Massachusetts."

**INTERRUPTIBLE
GAS SERVICE SCHEDULE - G6 (Propane)**

AVAILABILITY

Interruptible gas service is available under this schedule for to Commercial and Industrial customers using propane who are located adjacent to the Department's existing distribution mains, which mains have adequate capacity so that gas delivered hereunder will not impair service to other customers.

Gas supplied hereunder shall be separately metered and used only in such equipment as approved by the Department. In no case shall the gas be used interchangeably with that supplied under any other rate schedule of the Department. Reference is made to the "dual-fuel" provisions contained herein.

CHARACTER OF SERVICE

An interruptible supply of gas containing not less than 1,000 BTU cubic foot.

RATE - APPLIED MONTHLY

All gas purchased under this schedule shall be computed at a rate in consideration of HG&E cost of service and fuel costs as well as market conditions of competing alternatives available.

Where:

Propane Price (\$/gallon): Most recent weekly average retail propane price as posted by the Massachusetts Department of Energy Resources as of the first business day of the month or through an internally conducted survey of at least three regional propane suppliers;

Propane BTU: 91,333 BTU / gallon.

NOTICE OF PRICE CHANGE

Notice of price change will be indicated on monthly bill.

MINIMUM CHARGE

The minimum charge will be \$1500 per year.

DISCOUNT

Discount does not apply to this schedule.

INTERRUPTION OF SERVICE

Gas supplied hereunder is subject to interruption at any time upon twelve (12) hours' notice, except under emergency conditions, to the customer who shall discontinue entirely the use of gas until notified by the Department that it is again available. The determination of the necessity for interrupting gas service shall be made solely by the Department in each instance and shall be final and binding. The interruption of gas service shall not be the basis for claims or damages, if any, sustained by the customer by reason of such interruption.

NON-COMPLIANCE WITH NOTICE TO DISCONTINUE USE

If the customer fails to discontinue the use of gas after receiving notice to do so from the Department, the bill for gas subsequently used shall be at the calculated rate greater of the two methods below:

- The existing rate plus \$20.00 per mcf, however, if such failure to discontinue is due to the customer's dual-fuel equipment being temporarily inoperable, the Department at its sole discretion, may bill the customer for gas subsequently used during the emergency at the rate of \$10.00 per mcf, provided service to other customers is not impaired and provided also that the customer proceeds as expeditiously as possible to repair the dual-fuel equipment; or,
- Two (2) times the energy equivalency (EE) for the month in which the gas was consumed, however, if such failure to discontinue is due to the customer's dual-fuel equipment being temporarily inoperable, the Department at its sole discretion, may bill the customer for gas subsequently used during the emergency at the rate of one and a half time (1.5) the EE, provided service to other customers is not impaired and provided also that the customer proceeds as expeditiously as possible to repair the dual-fuel equipment

The emergency rate shall be limited to a maximum of five (5) days per year at which point the full rate will be charged. Repeat offenses will be billed at the full rate, subject to the Department's sole discretion.

The Department reserves the right to turn off service to customers who fail to discontinue use during interruption periods at its sole discretion.

DUAL-FUEL EQUIPMENT

The customer shall install and maintain in usable condition dual-fuel burning equipment and keep on hand an adequate supply of alternate fuel use when gas service is interrupted. The Department reserves the right to inspect customer facilities to confirm dual-fuel capability and ensure that only dual-fuel capable equipment is connected to the gas service. Firm sales equipment shall be metered separately with any required pipe work to isolate firm and interruptible systems to be at the customer's expense.

TERM OF CONTRACT

The term of contract under this schedule shall be for an initial period of at least one year, at the expiration of which initial period it shall automatically renew itself for like one year periods thereafter unless terminated by the Department giving to the other notice in writing 30 days prior to the expiration of any supply year.

TERMS AND CONDITIONS

Bills are due and payable 30 days after date of billing. Service is governed by the "Rules and Regulations of the Holyoke Gas & Electric Department, City of Holyoke, Massachusetts."

GAS SCHEDULE "A"**AVAILABILITY**

Service under this schedule is available for all residential purposes in an individual private dwelling or an individual apartment. In the case of a multiple dwelling in which the energy is measured by a master meter, each step of the rate shall be multiplied by the number of apartments.

CHARACTER OF SERVICE

A continuous supply of gas not less than 1,000 BTU per cubic foot.

RATE - APPLIED MONTHLY

Customer Charge \$10.00

First40 ccf @ \$1.0805 per ccf

All Over40 ccf @ \$0.81061 per ccf

Definition of the gas unit for purposes of this schedule is one hundred cubic feet - abbreviation - ccf

MINIMUM CHARGE

Customer charge per month.

DISCOUNT

A discount of 10% will be allowed on current gross bills provided the bill, including any arrearage, is paid in full within fifteen (15) days of date of bill.

PURCHASED GAS ADJUSTMENT

There shall be an adjustment in rate due to cost of gas as provided in the Department's Standard Purchased Gas Adjustment Schedule in effect from time to time.

TERMS AND CONDITIONS

This rate is subject to termination at any time upon notice to the Department. Bills are due and payable 30 days after date of billing. Service is governed by the "Rules and Regulations of the Holyoke Gas & Electric Department, City of Holyoke, Massachusetts."

Filed December 17, 2019

Effective January 7, 2020

GAS SCHEDULE "GB - 1"
SMALL GENERAL SERVICE

AVAILABILITY

Service under this schedule is available for commercial and industrial customers and municipal buildings having an annual usage of less than 5,000 ccf.

CHARACTER OF SERVICE

A continuous supply of gas not less than 1,000 BTU per cubic foot.

RATE - APPLIED MONTHLY

Customer Charge \$20.00

First 200 ccf @ \$ 0.936 per ccf

Excess 200 ccf @ \$0.853 per ccf

Definition of the gas unit for purposes of this schedule is one hundred cubic feet - abbreviation ccf.

MINIMUM CHARGE

Customer charge per month.

DISCOUNT

A discount of 10% will be allowed on current gross bills provided the bill, including any arrearage, is paid in full within fifteen (15) days of date of bill.

PURCHASED GAS ADJUSTMENT

There shall be an adjustment in rate due to cost of gas as provided in the Department's Standard Purchased Gas Adjustment Schedule in effect from time to time.

TERMS AND CONDITIONS

This rate is subject to termination at any time upon notice to the Department. Bills are due and payable 30 days after date of billing. Service is governed by the "Rules and Regulations of the Holyoke Gas & Electric Department, City of Holyoke, Massachusetts."

Filed December 17, 2019

Effective January 7, 2020

GAS SCHEDULE "GB - 2"
MEDIUM GENERAL SERVICE

AVAILABILITY

Service under this schedule is available for commercial and industrial customers and municipal buildings having an annual usage greater than 5,000 ccf and less than 40,000 ccf.

CHARACTER OF SERVICE

A continuous supply of gas not less than 1,000 BTU per cubic foot.

RATE - APPLIED MONTHLY

Customer Charge \$30.00

First 600 ccf @ \$0.8193 per ccf

Excess 600 ccf @ \$0.7721 per ccf

Definition of the gas unit for purposes of this schedule is one hundred cubic feet - abbreviation ccf.

MINIMUM CHARGE

Customer charge per month.

DISCOUNT

A discount of 10% will be allowed on current gross bills provided the bill, including any arrearage, is paid in full within fifteen (15) days of date of bill.

PURCHASED GAS ADJUSTMENT

There shall be an adjustment in rate due to cost of gas as provided in the Department's Standard Purchased Gas Adjustment Schedule in effect from time to time.

TERMS AND CONDITIONS

This rate is subject to termination at any time upon notice to the Department. Bills are due and payable 30 days after date of billing. Service is governed by the "Rules and Regulations of the Holyoke Gas & Electric Department, City of Holyoke, Massachusetts."

Filed December 17, 2019

Effective January 7, 2020

GAS SCHEDULE "GB - 5"
FIRM SERVICE TARIFF

AVAILABILITY/TERMS

1. This firm service is only available to those customers which execute a contract for the service provided herein. Service under this rate shall only be available if HG&E has sufficient gas supply contracts to service the new load.
 - i. HG&E reserves the right to apply this rate to qualifying customers on a firm or interruptible basis based on gas supply availability at its sole discretion. These service terms will be specified in the executed contract.
2. This service is only available to those customers that use a minimum of approximately 2,000,000 ccf per year based on a 12-month calendar year average.
3. Monthly balancing service is a part of this tariff and is mandatory to all customers on this tariff.
4. The customer shall execute a nomination form with the Department which specifies the Maximum Daily Quantities of gas to be transported.
 - i. Maximum Daily Quantity: After consulting with the customer, the Department will assign a Maximum Daily Delivery Quantity (MDQ). The MDQ is defined as the maximum customer nomination for delivery of gas per day or the highest daily demand actually taken per day. This MDQ will remain in effect for the 12 month period following the execution of the transportation contract between the Department and the Customer. In the event that the customer exceeds this MDQ on any given day during any 12-month period, the Customer shall be considered to have immediately increased the MDQ to the actual maximum level consumed and such increased MDQ shall remain in effect for the next subsequent 12 months.
 - ii. The MDQ can be reset by the customer once per year if the customer can demonstrate that changes in their business operations will cause a permanent decrease in their MDQ.
 - iii. In the event of environmental or regulatory compliance testing requirements, the customer may seek preapproval to exceed the MDQ for two days per year. Approval shall be solely at HG&E's discretion.
5. The customer shall provide a nomination for the month, at least seven (7) days prior to the beginning of each month. The nomination shall include the total quantity of gas required for the month and the dates and durations of any planned shut downs.
6. HG&E shall purchase gas, to the extent that gas is available and able to be distributed to the customer, to cover 100% of the nominated usage volumes.
7. As a provision for the balancing services, the Department requires all transportation customers to have a real time metering. The customer shall be responsible for and make direct arrangements for transmitting information to the Mueller Road Control Center via telephone lines or other approved means. The customer shall be responsible for the cost of the equipment necessary to transmit the real time metering information along with the cost of the telephone service. The telemetering equipment shall conform to the specifications of the Holyoke Gas & Electric Department.

8. Accounts shall be due and payable thirty (30) days after the date of rendering by the Department and if not paid when due shall be subject thereafter until paid to interest charges at a rate of 1% per month, compounded monthly.

Charges

- 1) Customer Charge \$500 per month
- 2) The Local Distribution Charge (LDC) shall be \$.414 per DTH.
- 3) Commodity Charges shall be calculated as follows:
 - NYMEX close Henry Hub
 - + The applicable variable transport (Fuel) x% times NYMEX settlement
 - Current Charges:
 - 4.06% TGP Zone 1-6
 - + The Applicable Commodity
 - Current Charge:
 - \$0.2264 / MMBTU TGP Zone 1-6
 - \$0.0012 / MMBTU ACA Commodity surcharge
 - \$0.0019 / MMBTU PS-GHG Commodity Surcharge
 - \$0.0221 / MMBTU electric Power Cost Rate - Zone 1-6

The Fuel charge and commodity rates shall be equal to the maximum charges allowed in the Tennessee Gas Pipeline (TGP) Tariff for FT-A contracts and shall be adjusted at any time the TGP tariff adjusts.

- 4) Demand Charges: Demand Charge shall be calculated as follows:

Fuel Premium

HG&E shall recoup the cost of the difference between any supplemental fuel required by transportation limitations or scheduled and non-scheduled pipeline interruptions, and the monthly NYMEX settlement price in effect. Supplemental fuels may include LNG, Liquefied Petroleum Gases, natural gas from alternate sources, or any other suitable and necessary type and source. Charge shall be calculated using the actual percentage basis of customer's consumption in relation to HG&E's system throughput for each day, with the following exception: During regular operations, in the absence of any non-LNG boil-off supplemental fuels, the charge shall be calculated using the MDQ percentage as calculated above, regardless of actual consumption of the alternate fuel consumed. (Customer to pay for their share of boil-off LNG, LNG vaporized for peak shaving, and any other non-pipeline fuel or source purchased at a premium to pipeline gas.)

Quantities used in calculations of cost shall be net of any Sales for Resale volume that may coincide in the period.

For customers on an interruptible tariff, if supply is made available when HG&E exceeds its pipeline capacity, customer shall be charged the full supplemental fuel premium (i.e. – 100% of customer's consumption for said Gas Day)

Production Energy

HG&E shall recoup the cost of energy used when LNG or other supplemental gas supply requires a source of energy (natural gas or other) for its production and delivery. A typical application is the

energy used to vaporize LNG and compress, stabilize, or otherwise treat -exclusive of odorizing, as needed for deliverability. The primary HG&E account is 10-812-00-1 "Gas Used in Utility Operations."

Quantities used in calculations of cost shall be net of any Sales for Resale volume that may coincide in the period.

Demand Charges

The following costs shall be assigned according to the MDQ percentage calculation, with values taken directly from HG&E monthly income statements.

Pipeline Demand Charges

Combination of transportation contract fixed charges for transporting natural gas from HG&E receipt points on the Tennessee Gas Pipeline and/or other system(s).

Supplier/LNG Demand Charges

Fixed contract charges for rights to purchase or store LNG, purchase and receive other fuels, independent of commodity and fuel transportation charges.

Other Supply Expenses

Non-categorized right and proper expenses related to management, procurement, and processing related to fuel supplies and rates.

Other Supply Labor

Non-categorized right and proper labor costs related to management, procurement, and processing related to fuel supplies and rates. Not to include benefits of any kind.

Production Supervision Labor

All right and proper labor costs related to the supervision of staff and management of the LNG and City Gate Station facility. Not to include benefits of any kind.

Production Expenses

All right and proper non-labor costs related to the operation and maintenance of the LNG and City Gate Station facility. Not to include benefits of any kind.

Production Labor

All right and proper labor costs related to the operation and maintenance of the LNG and City Gate Station facility. Not to include benefits of any kind.

Summary of Demand Charge Items and Accounts

- 5) Balancing Charges: Balance charges shall apply to Commodity Charges only.
- a. For gas purchased over the monthly nomination the charge shall be based upon the Commodity Charge calculation in Section 3 except the NYMEX close is replaced by the Henry Hub Natural Gas Spot Price, as reported by EIA, and it is multiplied by the appropriate percentage from the following table.

Monthly Over Deliveries to the Customer's Meter

	EIA Spot Price
0-10%	100%
10%-15%	115%
15%-20%	130%
20%+	140%

- b. For volumes of the monthly nomination not consumed will be purchased back purchased back at the average based upon the Commodity Charge calculation in Section 3 except the NYMEX close is replaced by the Henry Hub Natural Gas Spot Price, as reported by EIA., and it is multiplied by the appropriate percentage from the following table.

Monthly under Deliveries to the Customer's Meter

	EIA Spot Price
0-10%	100%
10%-15%	85%
15%-20%	70%
20%+	60%

For customers on interruptible service, the Demand Charges will be representative of the percentage of days in the month that gas was available for consumption. HG&E shall not be liable for any operational or financial impacts as a result of supply being curtailed under interruptible status on this rate schedule.

Filed: December 9, 2021

Effective: December 9, 2021

STREET & TRAFFIC LIGHTING

AVAILABILITY

Service under this rate schedule is available monthly for all municipal street lighting and traffic signal purposes in the City of Holyoke.

RATE-APPLIED MONTHLY

The monthly energy consumption billed for street lighting consists of three components: Multiple Street Lights, Unmetered Traffic Signals, and Decorative Street Lighting. The kWh contribution of each of the these components represents the monthly total kWh consumption billed at the applicable \$/kWh rate which is determined for each annual period from July through June of the following year per Massachusetts General Laws Chapter 164, Section 58.

Renewable Energy Charge at \$0.00050 per kWh (Not subject to any discounts.)

Other monthly charges that are billed to the City of Holyoke include, but are not limited to, the following: Daylight Savings Time (DST) Charge, Maintenance Charge, Deluxe HPS Charge, and Turn On/Off Charge.

The kWh contribution calculations, procedures, and details on monthly charges are in accordance with Department Policy #DB-1 entitled "Street & Traffic Light Billing", in effect from time to time.

DISCOUNT

No discount applies to street & traffic lighting.

TERMS AND CONDITIONS

Bills are due and payable 30 days after date of billing. Service is governed by the "Rules and Regulations of the Holyoke Gas & Electric Department, City of Holyoke, Massachusetts", in effect from time to time, where not inconsistent with any specific provisions hereof.

DISTRIBUTED GENERATION PURCHASED POWER CLAUSE

AVAILABILITY

This clause is applicable to all electric rate schedules. Qualifying distributed generation (DG) systems hereinafter called "Facility" or "Facilities" include, but are not limited to: Photovoltaics, Wind, Hydroelectric, Biomass, Fuel Cells, Combined Heat and Power (CHP), and Municipal Solid Waste with generation facilities rated 500 kW or less. Any DG system rated greater than 500 kW needs to be contracted through Department under a separate written agreement. If customer proposes a different DG system than specifically stated above, then customer must provide written request to Department which will conduct a 30 day review to determine if such DG system is qualified or not under this clause.

RATE - APPLIED MONTHLY

A \$2.00 monthly customer charge for the qualifying Facility meter shall be provided.

All monthly kWh produced by the Facility will be credited to the customer on their monthly invoice. The amount of credit due to customer includes a Wholesale Energy Rate applicable to the Facility type installed at customer site. The applicable Wholesale Energy Rate, specific to Facility types installed and/or requested within Department's service territory, will be posted and updated at Department discretion from time to time on its website as warranted. All other rates and charges in effect are not included in the credit amount.

Total credit due customer = (Monthly kWh produced by qualifying Facility) x (Wholesale Energy Rate in effect for applicable Facility type) - \$2.00 monthly customer charge

There is no minimum amount on a monthly bill. Credit is based solely on kWh produced by the Facility. Payment to the customer will first be applied to any outstanding bills. If credit is greater than customer's bill, then the additional credit balance will be applied to the next monthly invoice.

As a further incentive to the Department's increase in carbon-free resources, qualifying Facilities will not be subject to a Standby Facilities Generation Charge. Additionally, photovoltaic (solar) projects will be eligible for applicable On-Peak Wholesale Energy Rate that is a higher credit than the monthly average applicable rate.

TERMS AND CONDITIONS

This rate is subject to termination at any time upon notice to the Department. Service is governed by the "Rules and Regulations" and the "Distribution Generation Policy" of the Holyoke Gas & Electric Department, City of Holyoke, Massachusetts, as in effect from time to time. The Department may impose additional Terms and Conditions, as it deems necessary, in its sole discretion, for the protection of its distribution system, service territory, or its customers. Failure of the Facility to comply with any of the referenced terms and conditions may result in disconnection of the Facility from the Department's system.

Filed October 10, 2012

Effective November 10, 2012

POWER WHEELING SERVICE

AVAILABILITY

This clause is applicable to any customer with generating facilities (Facility) for the purpose of wheeling (carrying) power to the 115 kV transmission system (Delivery Point), which is through and beyond the Department's applicable distribution and substation facilities. This is for customers who desire to sell any or all generation either into the wholesale market or to others via the interconnected power grid. The Department prohibits the selling of any generation to any other customer within the Department's service territory, with exception of separate agreements that can be executed between customer and Department. Capacity requested for, and any subsequent six (6) month advanced notice increase request, are contingent upon availability and at the discretion of the Department.

RATE - APPLIED MONTHLY

\$ 4.26 per kilowatt of contracted capacity

It is intended that the above rate will be updated annually based on applicable cost variations to Department's distribution, substation, metering, and loss components as applicable to wheeling such power from customer's site to the Delivery Point.

There is no discount to the above rate. All bills shall be payable upon receipt. All bills unpaid after thirty (30) days will be subject to an interest charge of 1.5% per month on unpaid balance.

TERMS AND CONDITIONS

Customer will contract for a fixed monthly capacity reservation for a minimum period of three (3) years. Contract will continue on an annual basis thereafter. Contracted capacity shall equal the billable kilowatts of wheeled capacity irrespective of whether or not any energy was actually transported by HG&E and whether or not such actual wheeled capacity was at or below the contracted amount. Inadvertent excess and uncontracted capacity requirements (actual wheeled capacity above contracted amount) placed on the Department's system shall be billed at ten (10) times the above rate for such excess. The excess will continue to be billed at ten (10) times the above rate, until such time as the excess condition is removed or until contracted with the Department.

Connection to the Department's system shall be at customer expense, including any costs associated with metering and communications that allow for the Department to have real-time access to generator's status and performance. The Department shall determine the exact location of point of interconnection and Delivery Point.

Service is governed by the "Rules and Regulations" and the "Distribution Generation Policy" of the Holyoke Gas & Electric Department, City of Holyoke, Massachusetts, as in effect from time to time. The Department may impose additional Terms and Conditions, as it deems necessary, in its sole discretion, for the protection of its distribution system, service territory, or its customers. Failure of the Facility to comply with any of the referenced terms and conditions may result in disconnection of the Facility from the Department's system.

Filed November 7, 2012

Effective December 10, 2012

**HYDROELECTRIC POWER
ADJUSTMENT CLAUSE**

AVAILABILITY

This clause is applicable to Department electric rate schedules which provide service to residential customers only.

HYDROPOWER ADJUSTMENT

The cost per KWH for all energy will be adjusted due to the power costs resulting from the purchase by the Department of hydroelectric power from the Niagara project. The adjustment in cost per KWH will be determined by computing any savings in power costs from the Niagara Project including production, fuel and transmission costs and dividing by the concurrent KWH sold for residential purposes. The credit applied will be adjusted from time to time such that the savings in power costs will accrue entirely to the Department's residential customers.

Filed November 1, 2016

Effective December 1, 2016

**STANDARD PURCHASED POWER
ADJUSTMENT CLAUSE**

AVAILABILITY

This clause is applicable to all electric rate schedules.

PURCHASED POWER ADJUSTMENT

The cost per KWH for all energy will be adjusted upward or downward for changes in fuel and purchased power costs including transmission above or below the base amount of \$.065 per KWH. When the total cost of fuel, purchased power, and transmission varies above or below the above base cost a charge or credit per KWH will be applied to all energy sold such that the cost or credit will be recovered or returned over time.

Filed November 1, 2016
2016

Effective December 1,

METERBASE SURGE PROTECTION

AVAILABILITY

This service is available to most residential and commercial customers who have single phase electric service.

RATE-APPLIED MONTHLY

Meterbase Surge Protection \$4.25

DISCOUNT

No discount applies to meter base surge protection devices.

TERMS AND CONDITIONS

The above monthly rate for the meter base surge protection devices includes the cost of all material and labor.

This contract shall be for be in effect on the date the equipment is installed and will continue for a minimum term of forty-two (42) months from date of installation and is cancelable on thirty (30) days notice. If a device is used for less than forty-two (42) months, the customer will pay a \$50 removal fee. There shall be no removal charge if agreement is canceled after the initial forty-two (42) month period.

Service is governed by the "Surge Protection Agreement" of the Holyoke Gas & Electric Department.

POINT OF USE OPTIONAL SERVICE

A warranty registration card will be required to be filled out by the customer upon the purchase of a point-of-use device and the City of Holyoke Gas & Electric Department will not be responsible for warranties and guarantees of the point-of-use device. Massachusetts State Sales Tax will be added to the cost of the point-of-use devices at the time of billing.

Filed: October 2, 2013

Effective: January 1, 2014

ECONOMIC DEVELOPMENT DISCOUNT

AVAILABILITY

Service under this schedule is available for Holyoke customers who meet Department requirements per Terms and Conditions. Discounts as follows will be allowed on current gross bills provided the bill, including any arrearage, is paid in full within fifteen (15) days of date of bill.

DISCOUNT

	<u>Year 1</u>	<u>Year 2</u>	<u>Year 3</u>
Gas & Electric	10%	10%	10%

TERMS AND CONDITIONS

This rate is subject to termination at any time upon notice to the Department. Bills are due and payable 30 days after date of billing. Service is governed by the "Rules and Regulations of the Holyoke Gas & Electric Department, City of Holyoke, Massachusetts", the "Economic Development Discount Program", and the "First Time Homebuyer Terms & Agreements". No discounts shall apply to Renewable Energy Charge, Assistance provided under Energy Conservation Program, any charges or fees not specifically included within the applicable gas and/or electric rate schedule(s), and any special services rate schedule (i.e. contract lighting, surge protection, ..).

Filed April 16, 2014

Effective June 4, 2014

LARGE INDUSTRIAL CONTRACT SCHEDULE

AVAILABILITY

Service under this schedule is available to industrial users who are primarily engaged in manufacturing who have executed a long term contract, having a minimum monthly demand of 115 kW and a minimum monthly consumption of 40,000 kWh.

RATE - APPLIED MONTHLY

<u>Charges</u>	<u>2017</u>	<u>2018</u>	<u>2019</u>	<u>2020</u>	<u>2021</u>	<u>2017</u>	<u>2018</u>	<u>2019</u>	<u>2020</u>	<u>2021</u>
Customer	\$326.00	\$326.00	\$326.00	\$326.00	\$326.00					
	<u>Consumption (\$/kWh)</u>					<u>Demand (\$/kW)</u>				
Energy	0.06751	0.06816	0.06870	0.06927	0.06984	3.29	3.34	3.36	3.38	3.41
Distribution	0.01199	0.01239	0.01288	0.01339	0.01391	3.91	3.97	4.06	4.15	4.23
Transmission	0.01543	0.01583	0.01629	0.01671	0.01714					
Renewable Energy	0.00050	0.00050	0.00050	0.00050	0.00050					

DEMAND

The demand charge will be the highest thirty-minute average demand during the billing period.

DISCOUNT

A prompt payment discount of 10% applies for payments received within 15 days of billing, provided power factor is not less than 85%. No discount applies to the Renewable Energy charge.

RATE ADJUSTMENTS

The rates shown above will be in place from April 1, 2017 through December 31, 2021. Rate changes will occur January 1st of each year and remain in effect through December 31st of each year.

TERMS AND CONDITIONS

Bills are due and payable 30 days after date of billing. Service is governed by the “Rules and Regulations of the Holyoke Gas & Electric Department, City of Holyoke, Massachusetts”.

Filed March 28, 2017

Effective April 7, 2017

LARGE INDUSTRIAL II CONTRACT SCHEDULE

AVAILABILITY

Service under this schedule is available to industrial users who are primarily engaged in manufacturing who have executed a long term contract, have approximately a minimum monthly demand of 1500 KW and approximately an average annual consumption of 12,000,000 kWh per year.

RATE – APPLIED MONTHLY (2021 Rates)

Customer Charge	\$500.00		
		Billed Rate	Billed Rate
		Consumption	Demand
		<u>\$/kWh</u>	<u>\$/kW</u>
Energy Charge:	0.04322	10.14	
Transmission Charge:	0.00273	4.45	
Distribution Fixed:	0.00406	0.00	
Distribution Variable:	0.00267	4.38	
Renewable Energy Charge:	0.00050		

DEMAND

The demand charge will be the highest thirty-minute average demand during the Department’s on-peak hours for the billing period.

POWER FACTOR CHARGE

An additional charge of \$.001 per kWh will be added to bills in any month where a power factor of 85% is not maintained.

RATE ADJUSTMENTS

The rates shown above will be in place from July 1, 2018 through December 31, 2018. Rate changes, if any, per long term contract will occur January 1st of each year and remain in effect through end of each calendar year.

TERMS AND CONDITIONS

Bills are due and payable as described in long term contract. Service is governed by the “Rules and Regulations of the Holyoke Gas & Electric Department, City of Holyoke, Massachusetts”.

A Renewable Energy charge established by the State Legislature shall be accessed which allows customer’s participation in the Massachusetts Renewable Energy Trust. Current rate level which has remained unchanged since January 1, 2003 is shown

Filed: July 18, 2018

Effective: August 6, 2018

LARGE GENERAL SERVICE CONTRACT SCHEDULE

AVAILABILITY

Service under this schedule is available to all commercial and industrial customers who have executed a long term contract, have a minimum monthly demand of 2,160 kW and a minimum monthly consumption of 1,360,000 kWh. The average monthly load factor shall also be no less than 85%. Failure to maintain these minimum requirements is covered by Section 1.4 of this Agreement.

BASE RATE - APPLIED MONTHLY

Customer Charge	\$500.00
	Consumption
	<u>\$/kWh</u>
Energy Only	0.04064
Energy Other	0.01455
Distribution	0.01394
Transmission	0.01332
Renewable Energy	0.00050

POWER FACTOR CHARGE

An additional charge of \$.001 per kWh will be added to bills in any month where a lagging or leading power factor, as applicable for such month, of 95% is not maintained. This charge shall increase by an additional \$.001 per kWh for each 10% level below that of 95% (i.e., a 70% monthly power factor in either direction would have a \$.003 per kWh additional charge). In any month where power factor is both leading and lagging at least 25% of the time, then the Department shall (instead of taking the total kWh netted average) take the lower of the two separate power factor calculations (during lagging and leading times).

DISCOUNT

No discounts apply to this schedule.

BASE RATE ADJUSTMENTS

The base rates shown above will be adjusted, if any, per long term contract.

TERMS AND CONDITIONS

Bills are due and payable as described in long term contract. Service is governed by the "Rules and Regulations of the Holyoke Gas & Electric Department, City of Holyoke, Massachusetts".

A Renewable Energy charge established by the State Legislature shall be accessed which allows customer's participation in the Massachusetts Renewable Energy Trust. Current rate level which has remained unchanged since January 1, 2003 is shown.



HOLYOKE GAS & ELECTRIC
RULES AND REGULATIONS

Table of Contents	Page Number
Overview	3
Section One: Customer Service	3
Application for Service	3
Start, Stop, or Move Service	4
Authorized Personnel	6
Deposits	6
Bankruptcy	8
Fees	8
Meter Reading	8
Billing	9
Limitations of Liability	10
Incentive & Discount Programs	12
Section Two: Gas	14
Classifications of Gas Service	14
Installations	15
Gas Metering	17
Customer Gas Equipment	18
Appliance Repair Policy	18
Sale of Appliances	18
Gas Leaks	18
Section Three: Electric	19
Classifications of Electric Service	19
Voltage	22
Electric Metering	23
Customer Electric Equipment & Wiring	25
Motors	26
Contract Lighting	26
Surge Protection	27
Connection Charges – New Service	27
Alternate Electric Energy Sources	27
Power Outages & Concerns	28

Overview

These Rules and Regulations are applicable to and made a part of all service classifications. This applies to all customers, or potential customers, requiring electric and/or gas service within the franchise area of The City of Holyoke Gas and Electric Department, hereinafter referred to as HG&E. Any terms and conditions that are inconsistent with any specific provisions of any service classification shall not apply.

Section One: Customer Service

Application for Service

Application for service must be made either in person at the Main Office of HG&E, 99 Suffolk Street, Holyoke, MA, or electronically at www.hged.com. Service will be initiated, in most cases, within 48 hours after receipt of all information required.

Applicants for service must present the following:

1. Complete application for service.
2. Payment for any previous account balances. Please note you may be responsible for unpaid liens.
3. Two (2) forms of valid identification, with one being a photo.
 - a. State Identification Card
 - b. Social Security Card
 - c. Driver’s License
 - d. Passport
 - e. Birth Certificate
4. A deposit may be required after a review of all available credit information.
5. Evidence of authority:
 - a. Residential Rental Property: applicants must provide a lease or rental agreement.
 - b. Homeowners: purchase and sale agreement.
 - c. Commercial Property: depending on how the account is set up, applicants must provide any one of the following,
 - i. For accounts where the application is signed by the individual whose name appears on the deed, the applicant must provide a copy of the deed.
 - ii. For accounts where the application is a Doing Business As (DBA), the applicant must provide a Business Certificate or Certificate of Occupancy.
 - iii. For accounts where the application is a Limited Liability Corporation (LLC) or Incorporated (Inc), the applicant must provide a Certificate of Organization.

If a person, other than the customer of record, begins to use service without first notifying HG&E in person, and allowing HG&E personnel to read the meter, such person will be considered a customer and held financially responsible for the amount due for service from the date on which the previous customer terminated service or the date on which such person first began to take service, whichever is later. HG&E will calculate this amount based on reasonable verification of the date on which such person became a customer. Once HG&E finds use by

a non-customer, HG&E will terminate service until the new customer completes an application and pays for such calculated use. HG&E reserves the right to refuse service, at any location, to an applicant who is indebted to HG&E for any service furnished to such applicant; however, HG&E shall commence service if the applicant has paid the past due balance and completed all required paperwork.

The customer, having entire control of equipment beyond the meter, is responsible for any leakage, waste, or theft of gas or electric which may occur after it has left the meter. In situations where metered supply is not exclusive to a tenant, the tenant's landlord will be the customer of record under this section.

When a customer applies for service, HG&E will give the customer a description of the rates available and will provide the customer details on the most appropriate rate available based on the customer's description of the service characteristics. If HG&E is subsequently notified by a customer of a change of the customer's service characteristics, the most appropriate rate will be given to that customer; however, responsibility for selecting the most appropriate rate remains the sole responsibility of the customer, subject to the provisions of the Schedule of Rates. HG&E will not be liable for any claim that service provided to any customer might have been less expensive or more advantageous to such customer if supplied under a different rate. Unless specifically stated to the contrary, all rates are based on the supply of service to the customer throughout the twelve (12) months of the year and are not subject to change more than once in a twelve (12) month period.

Start, Stop, or Move Service

1. Start Service:

- a. Activate an existing electric or natural gas service: If your new location previously received electric or natural gas service from HG&E, already has a meter and qualifies for restoration of service, visit our Main Office during normal business hours, or electronically at www.hged.com. New customers will need to supply two valid forms of identification, including a government issued form of photo identification (see Application for Service). You also will be required to sign an application form. A deposit may be required based on available credit information.
- b. Install a new service: See Gas Section (Page 17) or Electric Section (Page 22).

2. Stop Service:

- a. Terminating service is as easy as giving HG&E Customer Service a call at (413) 536-9300, option 2, visiting the Main Office, or electronically at www.hged.com. We do require 24 hour notice to terminate service. Please note that only the customer of record can terminate service. We will verify your personal information prior to terminating any account. Customers are responsible for all energy consumed until we have been notified to terminate service and we have been provided access to the meters.
- b. HG&E reserves the right to refuse or discontinue service under the following conditions, and in accordance with and subject to applicable statutes, and duly adopted regulations of the Department of Public Utilities of the Commonwealth of Massachusetts, as in effect from time to time:
 - i. if any bills for service or for charges in contracts for the extension of service are in arrears where equitable payment arrangements cannot be made for such arrearages,

- ii. if the customer fails to comply with the ordinances or regulations of duly constituted authorities or of the National Board of Fire Underwriters, or fails to supply at their expense proper certificates of compliance with such ordinances or regulations at HG&E’s request,
 - iii. if prior indebtedness of a customer for the same class of service at the same or another location is not paid in full before service is established, or equitable payment arrangements are not established,
 - iv. if a former customer who is indebted to the company attempts by fraud to obtain service, until such time as payment or equitable payment arrangement is made for all money said customer owes HG&E,
 - v. if a successor to a customer subject to a contract for the extension of service refuses to pay the amount required thereunder,
 - vi. if HG&E determines that an unsafe operating condition exists or develops, or
 - vii. if a gas moratorium exists and the service would not qualify for restoration of service.
 - c. HG&E, upon reasonable notice, may discontinue service for the following reasons:
 - i. for any purpose of making non-emergency permanent or temporary repairs, changes, or improvements in any part of its system,
 - ii. for compliance in good faith with any government order or directive,
 - iii. any of the following acts or omissions on the part of the customer:
 - 1. Non-payment of a valid bill for service furnished at a present or previous location,
 - 2. Customer moves from the premise, unless customer requests that service be continued,
 - 3. Service is provided to others (sub-metering),
 - 4. Failure to provide payment as provided for in these terms and conditions,
 - 5. The customer’s installation poses a potential hazard to life or property, or
 - 6. Customer refuses reasonable access to HG&E’s employees
 - d. HG&E may discontinue service immediately for the following reasons:
 - i. for any purpose of making emergency permanent or temporary repairs in any part of its system,
 - ii. Tampering with any facility of HG&E by customer,
 - iii. Connecting and operating equipment of customer in a manner so as to produce disturbing effects on the service of HG&E or other customers, or
 - iv. The customer’s installation poses an immediate hazard to life or property
3. Move Service: If you will be moving from one location to a new location within HG&E’s service territory, please visit the Main Office or electronically at www.hged.com. Customers will need to supply two valid forms of identification, including a government issued form of photo identification (see Application for Service). An additional deposit may be required based on customer credit history.

Authorized Personnel

Service to any customer shall not be turned on or off by anyone other than an authorized agent of HG&E. This applies to all classes of service, including, but not limited to, residential, commercial, and industrial.

HG&E employees or agents authorized to enter upon a customer's premise are provided with identification cards, which will be shown upon request. Customers are advised not to admit to their premises anyone claiming to represent HG&E, unless they can produce a proper identification card.

Deposits

Any required deposit shall be determined in accordance with regulations set forth by the Massachusetts Department of Public Utilities (DPU) and Massachusetts General Laws, Charter 164, Section 58A and may be equivalent to the total of the three (3) highest estimated billings for a twelve (12) month period.

Deposits shall be held on an account until the account is terminated and will then be refunded to the customer of record. Deposits retained for more than six (6) months will accrue interest per Massachusetts General Laws, Chapter 164, Section 58A.

Deposits for **Starting** Service

Residential Customer Deposit:

- A deposit may be required for residential customers who are non-homeowners. Deposits may also be required from homeowners if credit history is poor.
- New-service applicants who pose no credit risk, as indicated by a Green Light returned on the ONLINE Utility Exchange (or equivalent), will be charged no deposit.
- New-service applicants who pose minimal risk, as indicated by a Yellow Light returned on the ONLINE Utility Exchange (or equivalent), will be charged a deposit of \$125.00.
- New-service applicants who pose substantial credit risk, as indicated by a Red Light returned on the ONLINE Utility Exchange (or equivalent), will be charged a deposit of \$300.00
- If service has been terminated due to non-payment and a new customer, who has been living at the subject service address, per the same lease agreement applicable to the terminated service, wishes to establish service in their name, that customer will be subject to a deposit equivalent to the average of the three (3) highest estimated billings for a twelve (12) month period.
- A service applicant who provides a social security number that is returned as deceased, non-issued, belonging to a person under the age of 18, or belonging to a person other than the applicant, or is fraudulent, shall be required to provide a valid social security number as well as additional proof of identity (i.e. valid driver's license, Social Security Card, etc.) before service will be activated.
- HG&E cannot demand that an applicant provide their social security number as a requirement for service. However, it is our policy that applicants who refuse to provide their social security number pose a greater credit risk and shall be charged the maximum deposit.
- Existing customers who move and did not have a deposit on file and have a bad payment history will be charged \$300.00.

These deposits must be paid prior to receiving service. All deposits must be paid in cash, or by a money order, before new service will be authorized. Deposits may not be paid with a credit card unless the customer has been billed for the deposit amount.

Commercial Customer Deposit:

- Payment of deposit is required to initiate service.
- The deposit amount is equal to the total of the three highest estimated billings for a twelve month period or estimated billing at the same or a comparable commercial service address for the previous 12 months.
- The deposit will be held on account until the account is terminated, and will be refunded to the customer of record.
- Consideration on deposits will be given if the customer opts for one of the following alternatives: 1) The application for the commercial account is signed by the individual whose name appears on the deed for the property; 2) the customer enrolls in auto payment arrangement, however, any default on an auto payment arrangement shall require a deposit to continue service; 3) the customer has existing deposits with HG&E for other accounts, that in the sole opinion of the Customer Service Supervisor are deemed sufficient to cover the new account, and the customer gives HG&E an acceptable pledge of existing deposits, or surety bond for all accounts.

Getting Your Deposit Waived

Residential customers may be eligible to have their deposit waived with:

- Favorable result from ONLINE Utility Exchange report (or equivalent).
- City of Holyoke Gas & Electric (HG&E) Account History:

HG&E may waive a required deposit if a customer demonstrates a good credit history with HG&E.

A good credit history must include the following, at a minimum:

- No disconnections for non-payment,
- No late payments,
- No outstanding balances, and
- 12 months of consecutive service

Getting Your Deposit Refunded

HG&E will refund deposits to customer accounts, including interest earned, when service is discontinued by customer. HG&E deposit will be refunded in the month after compliance with the following:

- The total balance due has been paid, and
- Residential customers with **one year of good payment** history may request to have their deposit returned if a record of satisfactory compliance with **Customer Payment Standards**.

Bankruptcy

It is the policy of HG&E that, within 21 days after the date of the order for relief, a customer that has filed for bankruptcy furnish adequate assurance of payment, in the form of a deposit in accordance with Section 366 of the Bankruptcy Code and Massachusetts General Laws c. 164, SS 58A. A sufficient deposit to secure the payment for gas or electricity in the amount of 3 months estimated payments will be required.

Fees

A fee of \$30.00 per meter will be charged to all customer classes for the initiation of service. This charge will be placed on the first bill. In the event that HG&E has to make more than one trip to access a property for a turn on/off, a trip charge equal to the first 30 minutes of the applicable service rate will apply for each extra trip.

A fee of \$25.00 will be charged to any customer after a first returned check for insufficient funds. There is no charge for the first offense. This charge also applies to Auto Pay customers. Auto Pay customers will be removed from Auto Pay after a second offense.

Meter Reading

1. **Estimated Billing:** A reading obtained from either a HG&E remote meter reading system or from a physical visit from an HG&E representative is considered an actual read. HG&E shall obtain a physical meter reading from an HG&E representative at least once every three (3) years. If HG&E is unable to read the meter when scheduled for any reason, or if the meter for any reason fails to register the correct amount of gas and/or electricity supplied or the correct demand of any customer for a period of time, HG&E shall make a reasonable estimate of the consumption of gas and/or electricity during those months when the meter is not read, based on available data, and such estimated bills shall be payable as rendered.
2. **Access to Meters:** A properly identified and authorized representative of HG&E shall have the right to gain access at all reasonable times and intervals, including using the services of a locksmith for the purpose of reading, installing, examining, testing, repairing, replacing, or removing HG&E meters, meter reading devices, wires, or other electrical equipment and appliances, or of discontinuing service, in accordance with Mass General Law Chapter 164, Section 116, Mass DPU regulations, and HG&E policy, and the customer shall not prevent or hinder HG&E's access.
3. There are situations that require HG&E to enter a premise in order to obtain a meter reading, initiate or terminate gas or electric service, or perform other maintenance on HG&E equipment at the premises. If a tenant terminates service and the landlord refuses access to HG&E, the account will be placed in the name of the landlord until the landlord provides access to HG&E.
4. **Accuracy of Meter:** HG&E shall maintain the accuracy of all metering equipment pursuant hereto by regular testing and calibration in accordance with recognized standards. Any meter which does not vary more than 2% above or below the recognized comparative standard shall be considered accurate. After

a thorough investigation by HG&E, a customer may request HG&E to test the accuracy of any of its metering equipment installed upon the customer’s premises. HG&E may, at its option, and with proper notification and cost estimates provided to the customer, assess a minimum fee of \$25 or the actual costs of services rendered per each meter test if the meter is found to be accurate. If the meter does not register accurately, no fee will be assessed to the customer and any appropriate adjustment/rebilling shall be made.

This fee applies to all electric meters and only to gas meters up to a capacity of 1000 cubic feet per hour. Meters larger than 1000 cubic feet per hour will be assessed a fee equal to the crew time required to exchange the meter and relight all affected equipment.

5. Pulse Output: A customer may request pulse outputs from a gas or electric meter by submitting a completed Application for Meter Pulse Output. HG&E is not responsible for any false or misinterpreted pulse readings by the customer. Also, since not all locations are capable of providing pulses, the cost to provide pulses, including any necessary instrumentation, labor and materials will be at the expense of the customer. HG&E reserves the right to terminate the pulse outputs at any time at their sole discretion.

For more information see Gas Metering (Page 17) or Electric Metering (Page 23).

6. Remote Metering Opt-Out Program: This service is available for any customer who requests an alternative meter that does not have wireless communication.

A one-time installation fee will be applied to the customer due to the services required to replace the existing metering. This will include: i) the removal of the existing meter, ii) procurement, testing, and installation of the alternative meter, iii) spare inventory, and iv) all back-office functions required. Any meter(s), electric or gas, that are located inside a dwelling (or otherwise inaccessible as determined by HG&E) shall be moved to a suitable outside location agreeable to HG&E at full cost to the customer.

The first meter to be replaced is \$29/month and \$4.50/month for each additional meter. There will be an additional charge to a customer bill to support the administrative, labor, and maintenance costs of manual meter reading. If a customer participates in HG&E’s Auto Pay, then the frequency of the meter reads can be reduced from twelve to four per year and the aforementioned rates would occur just four times per year but spread out over a full annual period.

Billing

Unless otherwise specified in the service classifications, rates and charges are based on monthly cycle billing. HG&E will schedule meters to be read and billed on a monthly basis.

All bills are due when rendered and payable within 45 days at the Main Office, at any authorized collector, or online at www.hged.com/payonline. If payment is received by HG&E, together with any arrearage, within fifteen (15) days of rendering, a ten percent (10%) prompt payment discount shall apply as well as any special discounts given for any reason.

Bills shall be deemed rendered and any other notices duly given when delivered to the customer personally or when mailed to the customer at the premises supplied, or at the last known address of the customer or when left at either of such places.

If and whenever the customer is in arrears of any bill due to HG&E, or in case of violation of any terms and conditions under which service and/or material is supplied to the customer, HG&E may shut off the supply of electric and/or gas and may enter the customer’s premises and remove the meters, piping, cabling, and other materials which have been installed at HG&E’s expense. Meters may also be remotely shut off and turned on. HG&E is not liable for any damages that may be caused due to a service turn-on or turn-off, whether remote or otherwise. The customer agrees to take all necessary steps to assure that all appliances are clear and free of any objects that may cause damage to the property where service is being initiated or restored.

In the event that service has been shut off due to nonpayment, the following charges will apply:

1. If the service is terminated, one of the following charges plus the overdue balance must be paid, in cash or money order only, prior to service restoration. In the event that service is turned on after hours, the customer must make this payment the following business day. Failure to make this payment will result in the service being terminated.

\$35.00	If the service is restored, Monday through Friday, 8:30 AM to 4:30 PM.
\$135.00	If the service is restored by the Service Department after 4:30 PM during the week or anytime on Saturday or Sunday.

Additional charge(s) may apply:

\$25.00	If the service is not shut off, but we made a trip to customer.
---------	---

2. If an outside gas or electric crew terminates service, a fee of **\$175.00** will be required prior to restoration for the shut off during the hours of 7:00 AM and 3:00 PM on weekdays excluding holidays. A fee of \$300.00 will be required for restoration by a crew outside of these hours.

If a check is returned on a pending shut off notice, only cash or a money order will be accepted to restore service.

Residential customers having two (2) personal checks returned for insufficient funds in one (1) year must make payment with cash, bank check, or money order for one (1) full year. Customers on Auto Pay will be removed from Auto Pay after two (2) returned payments and must pay a deposit to continue service.

Commercial customers having two (2) business checks returned for insufficient funds in one (1) year must make payment with cash, bank check, or money order for one (1) full year. Customers on Auto Pay will be removed from Auto Pay after two (2) returned payments and must pay a deposit to continue service.

Limitations of Liability

There are no warranties regarding service including those involving merchantability and fitness for a particular purpose, or arising out of a course of dealing or usage of trade. The sale is made “as is”.

Nothing in these Rules and Regulations shall be construed as placing upon HG&E any responsibility for the condition, maintenance, or safety of a customer’s appliances, pipes, electric main and service cabling, or other equipment; and HG&E shall not be responsible for any loss or damage resulting from defects, failures, or malfunctions in or originating in any pipes, appliances, electric main and service cabling, or other equipment which is not owned by HG&E. HG&E shall not be responsible for damage to persons or property arising from the use of gas and/or electricity and the presence of gas or electricity or HG&E's equipment on the premises of the customer.

Notwithstanding any other provisions of this or any other rule and regulation:

1. It is the responsibility of the customer to protect themselves, any third parties, and any property from the use, misuse, and/or availability of electric and/or gas on their premises and from the consequences of the use, misuse, and/or availability of electric and/or gas on their premises.
2. It is the responsibility of customers to provide, install, use, inspect, and maintain suitable safety and protective devices to guard themselves, life, and property from any defect, failure, or malfunction in or originating in any pipes, appliances, electric main and service cabling, or other equipment which is not owned by HG&E; and to protect themselves, life, and property from the consequences of any defect, failure, or malfunction in or originating in any pipes, appliances, electric main and service cabling, or other equipment which is not owned by HG&E.

By accepting service from HG&E and paying the current rates, the customer agrees that HG&E shall not be liable in any direct or indirect manner for any interruption, reduction, abnormal pressure or voltage, discontinuance or reversal of HG&E's service, due to causes beyond its immediate control, whether caused by fire, explosion, flood, weather conditions, accident, labor difficulties, conditions of fuel supply, the acts of any public authority, reduction in pressure or voltage, selected interruptions or black-outs, or failure to receive any gas and/or electricity for which in any manner it has contracted, or due to the operation in accordance with good utility practice of an emergency interruption and/or load reduction program by HG&E or one with whom HG&E has contracted for the supply of gas and/or electricity or inability for any other reason to maintain uninterrupted and continuous service; provided, however, that if HG&E is unable to supply gas and/or electricity for a continuous period of forty-eight (48) hours or more to firm service customers, that upon written request of the customer, charges, if any, shall be suspended for the remaining duration of such interruption.

The customer also agrees that HG&E shall not be liable for damages or injuries to the customer or any third person resulting from the use of services or the presence of HG&E's meters or appurtenances upon the customer's premises. The customer further agrees that HG&E shall not be liable for any damage to customer's equipment due to any cause.

These Rules and Regulations are severable. Any holding by a Court of competent jurisdiction that a word, phrase, or portion of these Rules and Regulations are unenforceable shall not affect the enforcement of the remainder of these Rules and Regulations. These Rules and Regulations shall be enforceable to the fullest extent of the law.

Incentive & Discount Programs

Energy Conservation Program

1. Residential: This program is available to residential class customers who own their own home and wish to install or upgrade gas fired boilers, furnaces, conversion burners, hot water heaters, heat pumps, and/or central air conditioning as well as solar thermal or solar generation. In the event of a gas moratorium, the terms of the moratorium will supersede this section. Other energy conservation or efficiency measures may also be considered under this program provided an energy audit is performed prior to submitting an application or such energy audit is waived by HG&E upon review at the request of customer. The program provides assistance granted at 0% interest up to \$5,000 for an owner occupied single family unit and \$10,000 for an owner occupied multi-family unit up to \$5,000/unit. The length of the program is sixty (60) months. For assistance less than \$2,000, the maximum period for payback will be thirty-six (36) months. Solar generation projects are eligible for assistance at 0% up to \$10,000 with a length of the program at one hundred twenty (120) months. Applicants are required to pay a \$100 administrative fee to participate in the program. Assistance is provided for products installed no more than ninety (90) days before the receipt of application and work completed within twelve (12) months of application. Program benefits do not apply to new home or building construction. If a customer participates in the Energy Conservation Program, they are still eligible for other HG&E incentive programs such as First Time Home Buyer incentive and Energy Star rebates. Siding, roof replacements, and on-site electric generation (other than solar) are not covered under this program. Applicant's building must receive gas or electric service from HG&E. In the case of heating, water heating and cooling equipment installations, the building in question must purchase the required fuel from HG&E. In the case of solar installations the customer must purchase electric from HG&E. Additional program details are included on the application form.
2. Commercial/Industrial: This program is available to commercial and industrial class utility customers and to owners of non-owner occupied residential investment properties who wish to install or upgrade gas fired boilers, furnaces, conversion burners, hot water heaters, heat pumps, and/or central air conditioning as well as solar thermal or solar generation. In the event of a gas moratorium, the terms of the moratorium will supersede this section. Other energy conservation or efficiency measures may also be considered under this program provided an energy audit is performed prior to submitting an application. The program provides assistance granted at 0% interest up to \$20,000 for a non-owner occupied multi-family investment property up to \$2,500/unit. Requests for installation of energy efficient lighting or manufacturing equipment are handled on a case-by-case basis. The length of the program is on average sixty (60) months, however will be customized in length to be reflective of payback periods anticipated for such program work. Solar generation projects are eligible for assistance at 0% up to \$10,000 with a length of the program at one hundred twenty (120) months. Applicants are required to pay a \$100 administrative fee to participate in the program. Assistance is provided for products installed no more than ninety (90) days before the receipt of application and work completed within twelve (12) months of application. If a customer participates in the Energy Conservation Program, they are still eligible for other HG&E incentive programs, including the Economic Development

Discount. Siding, roof replacements, and on-site electric generation (other than solar) are not covered under this program. Applicant’s building must receive gas or electric service from HG&E. In the case of heating, water heating and cooling equipment installations, the building in question must purchase the required fuel from HG&E. In the case of solar installations the customer must purchase electric from HG&E. Additional program details are included on the application form.

In order to apply for this program, the customer must complete the program application and submit it to HG&E Customer Service with the following information:

1. Copy of recorded Deed clearly showing the book #, page # & date recorded,
2. Written proposal signed by the contractor performing the work indicating the equipment being installed meets the energy efficiency terms of the program, and
3. A copy of an energy audit performed by HG&E’s energy audit vendor, if applicable.

If the customer is approved, this information is used to produce a contract between HG&E and the customer which details the terms and conditions and provides HG&E with a municipal lien to secure payment. Once the work has been completed, the customer must submit all receipts, invoices, window labels or proof of Energy Star rating with U-factor, and proof of installation form as applicable before a check is processed. The payment will appear as a separate line item on the customer’s bill.

Economic Development Discount Program

1. First Time Homebuyer (Residential): This program is available to residential customers who are new to Holyoke (Southampton residents are not included in the program). Discounts on gas and/or electric services, in addition to the 10% prompt payment discount, are offered at 10% for each of the first three (3) years. This program is governed by the “First Time Homebuyer Terms & Agreements”, which is amended from time to time.
2. Economic Development Discount (Commercial): This program is available to all commercial/industrial customer classes who are new to Holyoke (Southampton businesses are not included in the program). Discounts on gas and/or electric services, in addition to the 10% prompt payment discount, are offered at 10% for each of the first three (3) years. The term of this contract is ten (10) years during which time the customer agrees to purchase all energy requirements, as applicable, from HG&E. Also, non-residential customer classes are eligible to reapply for another three (3) year term of discounts on expanded portions of their energy load. These programs are governed by the “Economic Development Discount Program” which is amended from time to time.

Section Two: Gas

Classifications of Service

Where a question arises as to which classification applies, HG&E will decide on the basis of its regulations. There are three (3) types of gas service classified by HG&E:

1. Firm Gas Service: Under this service, HG&E undertakes to supply, when available, the full requirement of the customer to the limit of the capacity of the installed service.

2. Interruptible Service: The amount of gas available at any time for customers under this classification is the portion of the total amount of natural gas, if any, available under HG&E's existing contract demand quantity, in excess of the amount of natural gas required to meet the demand of HG&E's firm gas customers. HG&E may curtail gas being supplied hereunder whenever the available supply of gas is insufficient to supply all of HG&E's requirements. HG&E will endeavor to give customers advance notice whenever a curtailment is required and the customer shall curtail the use of gas at the time and to the extent requested by HG&E. HG&E shall not be liable for any loss of production or for any damages whatsoever by reason of any such curtailment or because of the lack of advance notice.

Service under this schedule is not available for firm, standby, or supplementary purposes or space heating service or to any type of business or for any use where, in the opinion of HG&E, it is not feasible or safe to interrupt the deliveries of gas because of the customer's apparatus or equipment.

Such interruption will normally occur during the five (5) month winter period from November 1st thru March 31st of each year. However, the right of HG&E to interrupt service under this schedule shall not be limited to said period. It is the responsibility of the customer to provide HG&E with the current proper contacts for interruption notices.

In the event that a customer fails to discontinue use of gas under this schedule after notification by HG&E or uses gas during the five (5) month winter period between November 1st and March 31st without specific authorization by HG&E, then all gas consumed shall be paid for by the customer at the rate prescribed in the formal Rate Schedule. HG&E reserves the right to terminate gas service for continued failure to comply with interruption notices.

3. Firm Transportation Service:
 - a. This service is applicable to all gas purchased by a customer from a third party producer or marketer. The gas must be delivered to HG&E's distribution system via an interstate pipeline. Once HG&E has received the gas, HG&E will transport the gas to the customer's premises on a firm basis. This service is only available to those customers that execute a 12-month contract for the service provided herein.
 - b. Optional standby sales service is also offered under this rate. Customers opting not to purchase standby service shall have no right or claim to gas provided by HG&E.

- c. Daily and monthly balancing service is a part of this tariff and is mandatory to all customers on this tariff.
- d. As a provision for the balancing services, HG&E requires all transportation customers to have real time metering. The customer shall be responsible for and make direct arrangements for transmitting information to the Mueller Road Control Center via telephone lines or direct communication mediums such as copper or fiber. The customer shall be responsible for the cost of the equipment necessary to transmit the real time metering information along with the cost of the communication service. The telemetering equipment shall conform to the specifications of HG&E.
- e. This service provides for the firm transportation of third party gas delivered to HG&E on behalf of a customer. Under this service, HG&E will deliver such gas as received by the third party to the customer's burner tip. This transportation service is firm only to the extent that the third party gas is delivered to HG&E. This service is applicable only to customers which transport more than 2,000,000 ccf/year.

Installations

Before laying gas lines on any premises, the customer, or a tenant, may be required to obtain and file with HG&E, permission from the owner including an easement, if necessary, to lay the gas line and perform the installation.

Due to the unusual expense of excavating for gas line installation in frozen ground, rock, or other reason causing more than ordinary difficulty, HG&E will make a special agreement with the owners as to the price of the gas line installation.

HG&E shall apply for any necessary street permits and shall not be required to supply service until a reasonable time after such permits are granted. For all other necessary permits, the customer shall obtain rights at their expense.

1. Extension of Mains: HG&E may extend an existing gas main to serve a new customer if HG&E finds that the expense of such extension is warranted. Whenever the estimated income from a customer does not warrant the necessary expense of making service available to an applicant, HG&E will require a minimum monthly payment over a stipulated period of time, cash payment, or both, in order for HG&E to be assured of repayment for the investment necessary to supply such service.
2. Temporary Service: HG&E does not provide for temporary gas service. (In this connection, interruptible service is not to be construed as temporary service.)
3. New Gas Line: HG&E will install the first one hundred (100) feet of gas lines up to an outside riser or the first fitting inside the building, at no charge to the customer, if the indicated revenue for space heating or water heating is sufficient, in HG&E's opinion, for repayment of the investment necessary to supply such service. Otherwise, the customer shall pay to HG&E the expenses of installing the service from the property line to the building at the rate listed in Section 4 on the Application for New Gas Service.

HG&E reserves the right to determine the point of gas line entrances and the location of its equipment on the customer's premises. The customer is required to provide, maintain, and protect without cost to HG&E, suitable space for HG&E's equipment, which is required to be readily accessible to HG&E employees, safe from injury or damage, protected from the elements, and from access by any unauthorized person.

4. **Building Piping (New):** For ease of access and less future disruption, meters for new services will be located outside. If HG&E cannot determine a suitable outdoor location, the customer shall provide a location within 5 feet of the foundation wall for the meter. All piping downstream of the meter shall be done in accordance with the "Massachusetts Fuel Gas and Plumbing Code" (248CMR 1.00 - 7.00) by a "Qualified Installer" as defined in 248CMR 2.04 (2)(a) and 248CMR 4.00 of the Massachusetts code at the sole expense of the customer. This provision shall apply to buildings that previously had gas but the gas service was disconnected from the main due to inactivity.

HG&E shall either install the buried service line and leave provisions for a meter, meter bar, regulator bracket, or bank header, or, at its discretion, require customer piping be installed and inspected by the local authority prior to service installation. In such case, the building piping shall be extended by the customer to a point designated by HG&E and the customer shall be responsible for the final connection(s) from the meter outlet(s) to the customer pipe(s). HG&E or its authorized agent shall install all buried service lines.

HG&E may refuse gas service to any customer when, in the opinion of HG&E, the building piping does not meet the minimum standards prescribed by 49 CFR 190 - 199, CMR 220 and the "Massachusetts Code For Installation of Gas Appliances and Gas Piping." These regulations shall apply to any customer regardless of whether said customer is the owner of the building or a tenant.

5. **Repair or Replacement of Gas Service Lines and Interior Piping:** Any existing buried gas line or portion thereof found by HG&E to be no longer serviceable shall be replaced up to, at furthest, the connection to an outside meter or to the first interior fitting in the case of inside meters, at the expense of the HG&E. The replacement or repair of lines downstream of an outside meter-less riser, buried inter-wall or floor bend, or first interior fitting shall be performed at the expense of the property owner. Where practical, HG&E will repair inside leaks downstream of the first interior fitting at the expense of the property owner. Upon repair, HG&E shall determine if further work is required and provide cost estimates to the property owner for completing such work provided the work does not require a Gas Fitters license. If, in the opinion of HG&E, the interior piping after the first interior fitting and upstream of a meter or bank of meters is no longer serviceable, HG&E shall provide an estimate to relocate the meters outside of the building or to an interior location that is as close as practical to the service entrance. Whenever possible, the property owner will be given ample time to accept the estimate and have piping installed to the new meters or to make arrangements for other fuel sources. If, in the opinion of HG&E, the existing interior building piping either upstream or downstream of the meter or bank of meters cannot be safely repaired or an immediate hazard exists, the gas will be shut off and the

owner will be notified. Service lines that are not actively being used by a customer may not be renewed, be renewed or replaced solely at HG&E’s discretion.

- 6. Resale of Gas: All gas furnished by HG&E shall be used on the premises to which it is delivered. The customer shall not sell, assign, or otherwise directly or indirectly dispose of it to others, except through its inclusion in a fixed rent.
- 7. Service Upgrade: Customers upgrading equipment on their gas service must inform HG&E of the proposed changes. An existing gas line found to be too small for the proposed additional load will be replaced and the customer will pay for the cost of the upgrade unless the indicated increased revenue is sufficient, in HG&E’s opinion, for repayment of the investment necessary to supply such upgrade.

A minimum charge of \$300 or the actual cost of the upgrade, including overhead, will be charged for service line upgrades required for the installation of a stand-by generator or pool heater. This charge will also apply to customers that request a service line be moved to accommodate other construction on the property.

- 8. In the event of a gas moratorium or other extenuating circumstance that would restrict HG&E’s ability to supply natural gas service, HG&E reserves the right to deny service to premises requesting new natural gas service or an increase in connected gas load actively consuming gas. Additionally, premises with equipment not actively consuming gas within the previous twelve month period will not have gas service restored or such inactive lines renewed and/or replaced. For connected equipment not currently active, HG&E reserves the right to discontinue service to that component. Locations found to violate the terms of the moratorium will be subject to gas service disconnect.

Gas Metering

Gas meters shall be furnished and installed by HG&E at locations designated by HG&E. HG&E shall determine the type and size of the meter. Meters shall be so located as to permit ease of reading, maintenance, and accessibility. Keys shall be required from the property owner where meters are located in a secure location. If keys are not submitted to HG&E within a reasonable timeframe, HG&E reserve the right to enter the secure location and bill the property owner as required.

The customer must permit regular access to meters for the purpose of reading, inspection, and/or leak surveying at reasonable hours of the day. The owner of any building that undergoes a substantial rehabilitation or heating system replacement shall re-pipe all appliances or living unit feed pipes to a new meter or bank of meters located outside or as close as practical to the service entrance, at a location determined by HG&E.

All meters and other materials and appliances installed in the customer’s premises at the expense of HG&E are to be and remain the property of HG&E and may be removed by HG&E whenever service is discontinued for any reasons.

Gas meters are required to be replaced every seven (7) years as stated in Mass General Laws, Chapter 164, Section 115A. HG&E will make every effort to accommodate customers’ availability when attempting to replace a gas meter.

Customer Gas Equipment

No customer shall be allowed to connect or operate appliances if, in the judgment of HG&E, the use of such appliance or equipment will result in a lowering of the quality of service to a nearby customer.

No new or replacement appliance shall be connected which, in the opinion of HG&E or its agents, is not properly equipped with approved safety devices in good working order, as prescribed by a nationally recognized testing agency, such as the American Gas Association or Laboratories and Underwriters’ Laboratories, Inc., or if the equipment does not comply with the “Massachusetts Code for Installation of Gas Appliances and Gas Piping”.

Existing equipment that, in the opinion of HG&E or its agents, is not properly equipped with approved safety devices in good working order, as prescribed by a nationally recognized testing agency, such as the American Gas Association or Underwriters’ Laboratories, Inc., or if the equipment does not comply with the “Massachusetts Code for Installation of Gas Appliances and Gas Piping” shall be turned off by HG&E in order to prevent their operation until such time they can be operated safely.

Appliance Repair Policy

HG&E services and repairs the following appliances for a fee at the customer's premises:

- | | |
|-------------------------------|----------------------------------|
| Boilers (Gas) | Hot Water Heaters (Gas/Electric) |
| Furnaces (Gas/Electric) | Ranges (Gas/Electric) |
| Clothes Dryers (Gas/Electric) | Room Space Heaters (Gas) |
| Gas Fired Incinerators (Gas) | Unit Heaters (Gas) |

HG&E, at its discretion, may also service and repair other customer equipment as qualifications allow. HG&E also services some commercial and industrial gas-fired equipment except gas-fired pilots for oil burning furnaces. HG&E charges for the labor, parts, and materials used in the repair of customer equipment and appliances according to the approved service fee schedule.

Sale of Appliances

HG&E does not sell any appliances.

Gas Leaks

Any gas leak or suspected gas leak should be immediately reported to HG&E. Upon receiving a complaint of a gas leak, a qualified HG&E representative will be dispatched to investigate.

HG&E’s 24-hour emergency number is (413) 536-9300.

Section Three: Electric

Classifications of Electric Service

All services, temporary or permanent, including such services disconnected for any reason for at least six (6) months, must be inspected and approved by the local wiring inspector before HG&E will connect such services to its system. HG&E will determine whether a service is to be supplied overhead or underground and the exact location of the service entrance and metering. HG&E, at its discretion, may reimburse a customer for relocating any backyard, alleyway, or inaccessible service to the street. A Request for Service form must be submitted before any service can be reviewed by engineering. No service will be energized without receiving a properly completed Request for Service form. Any and all plans for service must be approved by HG&E prior to final design and construction. Any construction performed prior to obtaining HG&E approval is subject to revision. **As required, appropriate easements must be obtained prior to installation of new or relocated facilities.** A written cost estimate, sufficient to justify all expenses to be charged to a customer, shall be provided to the customer upon request.

1. Temporary: Temporary service is a service that will not continue for a sufficient period of time to justify a permanent service. For such service, the customer's electrician must provide a means of attachment for wires to install a fused switch, meter socket, and driven ground according to the NEC.

Temporary construction requiring more than a 125-foot extension of low voltage conductor or the installation of conduits, poles, high voltage lines, transformers, etc. shall be at the customer's expense. Temporary service extensions, which are to be used later for permanent service, shall not be charged to the customer except insofar as the customer is otherwise liable as part of the permanent service.

Energy consumed shall be billed at the appropriate rate. A temporary service shall be disconnected as soon as possible. An installation charge of \$200.00 shall be required for each temporary service required and must be paid prior to connection.

It is the customer's responsibility to notify HG&E when temporary service is to be discontinued, typically within one year. All electric service will be discontinued at that time.

2. Permanent – Overhead: Overhead service will be installed to only one (1) point on any building at no cost to the customer, subject to distance and height limitations. More than one (1) connection point is at the sole discretion of the local wiring inspector and final approval of HG&E. HG&E will determine the point(s) of attachment of its wires to any structure. The point(s) of attachment must be located such that the clearances specified in Article 230-24 of the latest version of National Electrical Safety Code (NEC), can be maintained. HG&E will maintain the service to such point of attachment and assumes no responsibility beyond it.

An overhead service, which is more than 125 feet from an existing electric pole, may require the installation of a pole and additional time to schedule. This pole will be installed by HG&E at no cost.

Additional poles and facilities beyond this pole will be at the customer's expense. Extensions of distribution facilities installed by HG&E at the customer's expense because of distance limitations shall become the property of HG&E when connected to its lines and HG&E shall maintain them. Replacement of those poles and facilities beyond 125 feet may be at the customer's expense depending on annual energy revenues and other factors determined appropriate by HG&E.

The maximum single-phase service from an overhead distribution system is 400 A, including the total rated capacity for multiple main switches, unless otherwise approved by HG&E.

3. Permanent – Underground: Underground service will be installed to only one (1) point of entry on any building unless otherwise approved by both the local wiring inspector and HG&E. HG&E will determine this point of entry and maintain all services to such point of entry, except as elsewhere stated, and assume no responsibility beyond it.

An underground residential service conductor extension that is more than 125 feet from an existing electric junction point shall be at the customer's expense except as otherwise stated. Extensions of distribution facilities installed by HG&E at the customer's expense because of distance limitations shall become the property of HG&E when connected to its lines and HG&E shall maintain them.

Commercial and industrial customers are responsible for the installation of their underground service to a location designated by HG&E.

The maximum single-phase service from an underground distribution system is 800 A, including the total rated capacity for multiple main switches, unless otherwise approved by HG&E.

Secondary Installation: The customer must provide a trench no less than 24" deep from the service entrance to a HG&E designated electric pole or underground junction point. If it is necessary, HG&E will dig the trench and bill the customer as required.

The customer is to install HG&E approved conduit for all secondary conductors on private property. HG&E will designate the size and number of conduits including spares that is required. The following serves as a guide to these minimum requirements; however, the customer must contact HG&E prior to commencement of work. Generally, a single 3" minimum electric grade, schedule 40 PVC conduit will be used to connect an underground service lateral and a separate 2" minimum electric grade, schedule 40 PVC conduit stubbed approximately 6" above grade at the service location. For connection to the overhead system, a 3" schedule 80 PVC conduit will be used with a twenty-four (24) inch radius sweep to the pole and continue to a point ten (10) feet up the pole. Exposed conduit and a minimum twenty-four (24) inch radius sweep at the meter shall be schedule 40 PVC with a slip joint except when the meter is located in a vehicle accessible area where schedule 80 PVC shall then be required.

Primary installation: The customer must provide a trench no less than 30” deep from a padmounted transformer or cabinet to a HG&E designated electric pole or underground junction point. If it is necessary, HG&E will dig the trench and bill the customer as required.

A total of two (2) four 4” minimum electrical grade schedule 40 PVC conduit is required. Where installation is accessible to vehicle traffic, HG&E will make the determination on whether to use steel, schedule 80 PVC, or DB120 conduit or stronger encased in concrete for conduit installations. When service is from a pole, the customer must provide conduit for primary conductors from a point ten (10) feet up the pole to the transformer. Exposed conduit and a minimum twenty-four (24) inch radius sweep at the pole shall be schedule 80 PVC.

At the interchange between HG&E’s and customer’s conductors, HG&E will make the secondary connections at HG&E’s expense and will supply the connectors for services 400 A or less. Multiple or larger connectors, when required, shall be provided by the customer and installed by HG&E. The customer shall leave sufficient length of cable for HG&E to make proper connections to the transformer. In no case shall conductors have less than a thirty-six (36) inch lead. The customer will be responsible for the placing of holes for the conduit entrance in the foundation, sealing of conduits where they enter the building, maintaining and repairing such conduit entrance area, and, depending on the particular location, the customer may be required to install any conduit and cabling through the building entrance and inside the building.

When, with HG&E’s approval, service conductors terminate in a main switch, the customer shall provide the connectors and pay for all materials and labor that is required more than three (3) feet inside the building.

The following general rules apply where the service requires an individual transformer. Special circumstances may require HG&E at its discretion to modify the requirements of each party.

- a. The customer will supply all primary conduits, manholes/handholes, and other underground structures on private property per HG&E specifications.
- b. The customer will supply a transformer pad (vault) and ground grid constructed to HG&E specifications.
- c. The customer will provide all trenching, conduit, and restoration on private property and may be required to do so in the public way depending on project requirements.
- d. For all services greater than 400 A, the customer will supply all secondary services, including conductors, conduit, and connectors, from HG&E mains to the customer’s service entrance. The customer’s service begins at the transformer secondary terminals and these services are the property of the customer and are not maintained by HG&E.
- e. The customer will supply excavation for manholes/handholes, where required.
- f. HG&E will supply the primary conductors.
- g. HG&E will supply the transformer(s).

It is important that HG&E be notified of service requirements as early as possible due to long delivery times in obtaining certain materials necessary to supply service to large customers.

Underground distribution will be installed in all new residential subdivisions. It will be the responsibility of the developer and/or property owner to provide adequate lot line and grade markers and obtain proper easements required to receive electric service. The developer and/or property owner shall also pay for the installed cost of the infrastructure which shall include an adequate amount of street lighting as determined by HG&E. Underground lines cannot be installed until the site is sub-graded to within six (6) inches of finished grade and water and sewer utilities are installed. Plot plans must be submitted to HG&E prior to construction for electrical layout and design. No service will be provided without HG&E approval.

4. **Emergency:** Emergency backup service will be provided only under unusual circumstances; such as where it is necessary for public health or safety or in the case of longer than normal power outages. When the customer specifically requests such service, the customer shall be responsible for the entire cost of providing this service and thereafter for applicable monthly costs under the Standby Facilities Clause. HG&E will not guarantee to dedicate this emergency service to the customer and it may not always be possible to provide such service.
5. **Relocation or Covering:** Whenever electric lines, including any and all overhead or underground facilities, must be relocated or covered for the convenience of the customer and such relocation or covering involves more than one (1) hour of labor or it involves materials not normally carried on a line truck, HG&E shall bill the customer actual cost of the material and any labor beyond one (1) hour. Any lost or damaged material shall be billed to the customer.
6. **Protection of HG&E Equipment:** The customer shall furnish and maintain, at no cost to HG&E, the necessary space, housing, fencing, barriers, and foundations for the protection of the equipment to be installed upon the customer's premises, whether such equipment is furnished by the customer or HG&E. If the customer refuses, HG&E may at its option charge the customer for furnishing and maintaining the necessary protection of the equipment. Such space, housing, fencing, barriers, and foundations shall be in conformity with applicable laws and regulations and subject to HG&E specifications and approval.

Voltage

Standard single-phase three wire secondary services are supplied at either 120/240 volts or 120/208 volts depending on location and character of load. Standard three-phase four wire secondary services include 208Y/120 volt or 480Y/277 volt. HG&E decides which voltage is available depending upon the location.

Six hundred volt service will not be supplied to new locations or to locations where service at this voltage has previously been removed. HG&E reserves the right to discontinue 600 volt service by supplying transformers to the customer to allow the customer to convert a standard voltage to 600 volts.

Three-phase, three wire, delta services (240, 480, or 600 volts) are no longer offered. Any changes or additions to existing delta services shall only be made with the approval of HG&E.

Primary service can be supplied at 13.8 kV or 34.5 kV as available and at the discretion of HG&E.

In accordance with the latest versions of the National Electric Code (NEC) and Massachusetts Electrical Code (MEC), there shall be only one (1) service of any one (1) voltage to each building except by special permission of the local wiring inspector. More than one (1) voltage characteristic may be supplied to each building at the discretion of HG&E. Firewalls meeting applicable safety code requirements shall be considered separate buildings.

Electric Metering

1. Installation: Electric meters will be furnished and installed by HG&E at locations to be designated by HG&E. HG&E shall determine the sizes, types, and quantities of meters. HG&E may at any time change any meter previously installed. The customer shall be responsible for furnishing and installing, as directed, the appropriate meter socket(s). Meter sockets shall be placed outside when a service is changed or upgraded unless otherwise approved by HG&E. HG&E reserves the right to temporarily shut off service to any customer whose meter socket is in poor condition and/or is a safety hazard to our personnel until it is repaired or replaced. The customer shall also be responsible for providing an instrument transformer enclosure of the approved type when required. Mounting of instrument transformers are performed by the electrical contractor; wiring by HG&E.

Should a customer request a new meter or request that a communication device be attached to the existing meter, HG&E shall provide, install, test, and maintain the meter and/or communication device. The requested meter and/or communication device must meet HG&E's requirements. The customer shall bear the cost of providing and installing the meter and/or communication device. Upon installation, the meter and/or communication device shall become the property of the HG&E and be maintained by HG&E. HG&E shall bill the customer upon installation.

Wherever primary metering is employed, HG&E will allow a 2% discount on consumption to compensate for losses and transformer ownership. If a customer requests HG&E to own and maintain transformers under a primary metering application, then HG&E will allow a 1% discount on consumption to compensate for losses. If transformers are owned by the customer under a secondary metering application, HG&E allows a 1% discount in addition to the 10% prompt payment discount on the monthly bill. The primary metering and transformer discounts do not apply to the Large General Service rate schedule, as this rate is provided at primary not secondary voltage. With the exception of those customers grandfathered by previous contracts, HG&E will assume no responsibility beyond the metering point; therefore, the customer must also own the transformers needed to step voltage down to the utilization voltage(s). HG&E reserves the right to hold a customer responsible for a primary metered service once an existing electric account has changed names. Primary metering is not normally used for loads under 1000 kVA.

All three-phase 480Y/277 volt services and those services fed off the 216Y/125 volt network shall be installed as “cold sequence” (main disconnect is ahead of the meter) and all other self-contained single-phase or three-phase 208Y/120 volt secondary metered services shall be installed as “hot sequence” (meter is ahead of the main disconnect) unless otherwise allowed by HG&E.

In multiple dwellings, meter sockets shall be permanently marked before the meter is set to identify the apartment, area, or load to be measured by each meter.

Detailed information on any individual installation can be obtained from the HG&E Meter Department. Meters may not be removed and/or the seal broken without prior permission. If done so, the customer may be subject to labor and material charges associated with installing new meters and/or seals as well as estimated billing for any usage not recorded and possible criminal charges for meter tampering.

2. Location: Electric meters shall be located to provide, and continue to provide, ease of reading, maintenance, and accessibility. Meters will not be allowed in locations where, in the opinion of HG&E, they are likely to be damaged and/or difficult to read and/or inaccessible. Keys shall be required from the property owner where meters are located in a secure location. If keys are not submitted to HG&E within a reasonable timeframe, HG&E reserves the right to enter the secure location and bill the property owner as required. Unless unusual circumstances exist, meters will be located outdoors. The top of these meters shall not be more than six (6) feet from ground level and the bottom of the meter not less than three (3) feet from ground level unless approved otherwise by HG&E.
3. Sub-Metering & Check Metering: The resale of electricity furnished by HG&E, based on the registration of customer owned metering devices, is defined as sub-metering and is not permitted. A customer may monitor his own usage through the use of approved meters, computers, or other metering devices. Such metering is defined as check metering.
4. Diversion & Meter Tampering: When HG&E discontinues the supply of electricity, it may seal such service and meter switch by padlocking, replace the plug-type fuses with blank or “dummy” fuses, or remotely disconnect service to prevent the continued supply of electricity. If a customer receives unmetered service as a result of any tampering with the meter or other HG&E equipment, HG&E shall take appropriate action including, but not limited to, making changes in the meter or other equipment and rebilling the customer. The customer will be held responsible to HG&E for any use of electricity that occurs beyond the point of the meter installation. A customer may also be subject to criminal and civil penalties pursuant to the Massachusetts General Laws, Chapter 164 and applicable DPU regulations for tampering with this equipment.
5. Demand/Reactive Usage Requirement: HG&E determines when a reactive reading shall be obtained for the purpose of determining power factor and when a demand reading shall be obtained for either billing and/or engineering purposes. At a minimum, all accounts with monthly average consumption over 15,000 kWh for at least three (3) consecutive months shall have both.

6. **Power Factor Clause:** A customer must maintain a minimum average power factor of 85% for any given month unless otherwise stated within a customer's rate schedule (i.e., Large General Service is 95% level). Power factor shall be reviewed from both a lagging and leading perspective from unity. Should a customer fail to maintain the applicable power factor, no eligible prompt payment discount or other special discounts will be allowed for that month. If a customer agrees to take prompt corrective action to correct the problem, the discount will be allowed for a maximum of four (4) consecutive months including the month of the original occurrence to allow time for the customer to correct the problem. If the customer does not agree to take corrective action or if the four (4) months have elapsed from the time of the original occurrence, the discount will be allowed only when actually earned. A customer will not be granted another grace period until twenty-four (24) months have passed since the end of the previous grace period unless the customer is a new account holder for that electric service. Customers with kVARh metering who are making a significant change in their load are expected to assess, in advance, the needed correction. HG&E may allow "reasonable time" during testing or commissioning period to avoid problems that can arise during this time. Also, HG&E may, upon case by case review, allow a discount when the applicable power factor is not maintained during a maximum six (6) month period of either ramp up or winding down of a customer's operations.

7. **Communications:** For large accounts above 100 kW, HG&E may require customers, at their expense, to provide a direct communications medium such as copper or fiber to access meters remotely.

Customer Electric Equipment & Wiring

Wiring installed on the customer's premise must conform to all applicable requirements of HG&E and the NEC as amended by the MEC. Wiring shall be inspected and approved by the local wiring inspector, acceptable to HG&E, prior to connection of new service.

No customer shall be allowed to connect or operate equipment, including electric generators, if such equipment results in lowering the quality of service supplied to nearby customers or causes safety problems on HG&E lines. In cases of this type, HG&E may disapprove the use of the equipment or may designate the conditions or times when it may or may not be used. These instructions shall be followed strictly or the service may be discontinued.

The responsibility of HG&E normally ends at the point of attachment of the customer's dwelling. HG&E assumes no responsibility for damage caused by the customer's equipment. HG&E shall permit electrical contractors, licensed by the State of Massachusetts, to cut and reconnect 120/240 volt, three-wire single-phase overhead residential services of 400 amps or less at the weatherhead to expedite work requested by customers. Failure to follow the procedures provided herein may result in additional corrective work and expense for the electrical contractors including any corrective work performed by HG&E. Electrical contractors shall be responsible for obtaining the appropriate permits from the local wiring inspector. Customers and/or contractors shall refer to the HG&E Information and Requirements for Electric Service for further detailed information.

Homeowners are not authorized to cut and reconnect electric services. An electrical contractor must hold an A license issued by the Commonwealth of Massachusetts or work in the capacity of an Electrical Apprentice under

the direct supervision of a licensed electrician of an A license. Under this condition, physical work may be performed; however, the permit must be obtained by the licensee who is responsible for the work at the location.

The electrical contractor, its employees, and those under its control shall perform all work as independent contractors and shall not be deemed to be employees or agents of HG&E for any purpose. HG&E shall not be liable for direct, indirect, or consequential damages of any kind whether resulting from injuries to persons or property or otherwise arising out of an electrical contractor’s work.

Where conditions require transformers to be on private property, the customer shall, if requested, provide and maintain a suitable vault, pad, or structure.

The customer shall maintain and operate its electrical equipment and appliances so as not to endanger or interfere with the service of HG&E. The customer shall utilize the electrical power under these Rules and Regulations such that the current in any ungrounded conductor shall not at any time vary more than 5% from the current in each of the other ungrounded conductors when measured at the place of delivery per IEEE 519. Voltage harmonic levels shall not exceed 5% on a regular basis with only rare conditions when this value is exceeded.

Motors

All motors over ½ horsepower (H.P.) operating on single-phase services must be connected for 240 volts. Motors of 3 H.P. and above shall be three-phase except in a network voltage area where 5 H.P. single-phase motors may be allowed. Exceptions to these conditions require HG&E approval prior to installation or use. HG&E reserves the right to require reduced voltage or reduced load starting to be installed on customer equipment when it deems necessary.

Before purchasing special equipment or before making substantial changes in load, the customer should consult with HG&E representatives. The capacity of existing service and the voltage and phase of available service should be determined prior to the purchase of new equipment. HG&E will provide information on available service when requested.

Chapter 25 of the Revised Ordinances of the City of Holyoke and NEC, as amended by the MEC, further regulates electrical wiring.

The customer shall obtain approval from HG&E prior to connecting any motor larger than indicated below:

- a. 3 H.P. for single phase, secondary service up to 600 volts.
- b. 15 H.P. for three phase, secondary service up to 600 volts.
- c. 75 H.P. for three phase, primary service of either 13.8 kV or 34.5 kV.

Contract Lighting

Contract lighting is available for a period of not less than one (1) year under a filed rate schedule. In the event of vandalism, HG&E reserves the right to remove any light fixture from service or, upon request from the

customer, replace any damaged fixture(s) beyond the standard rate provided within the filed rate schedule by purchasing a vandal-proof lens or other remediation at actual cost.

Surge Protection

Surge protection is available for a period of not less than one (1) year under a filed rate schedule. In the event of vandalism and/or tampering, HG&E reserves the right to remove any surge protection device from service.

Connection Charges – New Service

1. Connection charges will be based on actual costs subject to HG&E requirements stated within the Classification of Electric Service section herein. Estimates will be provided to the customer in advance and at least 50% of the estimate shall be paid up front with the balance paid upon completion.
2. Implementation: Payment for the above will be based on approved plans submitted to the appropriate local authorities and must be made to HG&E before construction service is installed by HG&E.
3. Waiver: Connection charges may be waived in lieu of taking Special Programs in effect from time to time.

Alternate Electric Energy Sources

1. Non-Parallel Generation (Standby or Emergency): When a customer installs emergency generation, an adequately sized double-throw disconnecting device must be provided by the customer to open all ungrounded conductors from the normal supply before connection is made to the emergency supply, in accordance with the requirements of the NEC, as amended by the MEC.
2. Parallel Generation: Subject to certain requirements, HG&E will permit parallel operation of generating equipment with the system. In general, automatic synchronizing must be provided by the customer together with the automatic prevention of any feed into HG&E de-energized system. The customer must contact HG&E early in the planning process and receive written approval. Standby Facility charges may apply. (See Distributed Generation Interconnection Policy & Application and Distributed Generation Purchase Power Clause for specific rates, terms, and conditions.)
3. Uninterruptible Power Supply: HG&E will not own, install, or operate any UPS equipment. A customer installation must provide automatic prevention of any feed into HG&E system. The customer must contact HG&E early in the planning process and receive written permission.
4. Distributed Energy Resources: Any customer installing a distributed energy resource (i.e. solar, hydro, storage battery, etc.) must fill out an Application for Interconnection. The application must be completed in full and project reviewed and approved by HG&E prior to the start of work. Specific requirements may vary and should be acknowledged and understood prior to the start of work. (See

Distributed Generation Interconnection Policy & Application and Distributed Generation Purchase Power Clause for specific rates, terms, and conditions.)

Power Outages & Concerns

All power outages or suspected electric concerns should be immediately reported to HG&E. Upon receiving concerns, an HG&E representative will be dispatched to investigate. HG&E outage map and any applicable emergency notifications can be found on our website.

HG&E's 24-hour emergency number is (413) 536-9300.

OFF-STREET/CONTRACT LIGHTING

AVAILABILITY

This service is available for general area lighting and security purposes only.

RATE-APPLIED MONTHLY

Light Type	Monthly kWh	
60 W Area LED	21.58	\$ 9.50
49 W Roadway LED	17.56	\$ 8.75
92 W Roadway LED	33.25	\$11.75
183 W Roadway LED	65.80	\$18.50
85 W Flood LED	30.56	\$15.00
129 W Flood LED	46.39	\$20.00

LED = Light Emitting Diode

Renewable Energy Charge at \$0.00050 per kWh (Not subject to any discounts.)

Pole Charge

Wood Pole	\$6.50
Non-Wood Pole	\$14.00

The above pole charge will be applied to the foregoing lamp charges where the Department is requested to furnish a suitable pole, for the sole purpose of supporting a light fixture. If at a future date the pole is used for any purpose approved by the Department in addition to supporting a light fixture hereunder, the pole charge will be terminated.

DISCOUNT

No discount applies to off-street & contract lighting.

TERMS AND CONDITIONS

The above rate include the cost of overhead wires, light fixture, lamp, a control of the time of use, normal labor, and electricity. All repairs shall be made during normal working hours within 3 business days after notification from customer. Easements or right-of-entry releases, if required, will be provided at no cost to the Department.

The above rates do not include an underground supply, anchor guy, control switch, or a special light fixture requested by the customer. The cost of material and labor for anything other than a normal construction will be paid for by the customer.

This contract shall be for one (1) year and then cancelable on thirty (30) days notice subject to, if a pole was required, a termination charge equal to \$450 for a wood pole or original installed cost of a non-wood pole less the total accumulated monthly pole rental charges received to date shall apply. If a light fixture is to be used for a period of less than one (1) year, then a \$60.00 fee will apply.

Bills are due and payable 30 days after date of billing. Service is governed by the "Rules and Regulations of the Holyoke Gas & Electric Department, City of Holyoke, Massachusetts", in effect from time to time, where not inconsistent with any specific provisions hereof.

Filed February 11, 2021

Effective March 11, 2021

RESIDENTIAL
ELECTRIC SCHEDULE

AVAILABILITY

Service under this schedule is available for all residential purposes in an individual private dwelling or an individual apartment.

RATE - APPLIED MONTHLY

Customer Charge \$5.55 per meter

All kWh at \$0.11587 per kWh

Renewable Energy Charge at \$0.00050 per kWh (Not subject to any discounts.)

DISCOUNT

A discount of 10% will be allowed on current gross bills provided the bill, including any arrearage, is paid in full within fifteen (15) days of date of bill.

PURCHASED POWER ADJUSTMENT

There shall be an adjustment in rate due to cost of power as provided in the Department's Standard Purchased Power Adjustment Clause in effect from time to time.

HYDROELECTRIC POWER ADJUSTMENT

There shall be an adjustment in the rate due to power purchased from the Niagara hydroelectric projects provided in the Department's Hydroelectric Power Adjustment Clause in effect from time to time. This reduction in rate may be further adjusted based on Department's owned hydroelectric facilities, at the discretion of the Department from time to time. For billing purposes, this Hydropower Reduction may be combined with and reflected in the Purchased Power Adjustment.

TERMS AND CONDITIONS

This rate is subject to termination at any time upon notice to the Department. Bills are due and payable 30 days after date of billing. Service is governed by the "Rules and Regulations of the Holyoke Gas & Electric Department, City of Holyoke, Massachusetts."

Filed March 5, 2021

Effective April 9, 2021

**COMMUNITY SHARED SOLAR RESIDENTIAL
ELECTRIC SCHEDULE**

AVAILABILITY

Service under this schedule is available for all residential purposes in an individual private dwelling or an individual apartment, who have chosen to participate (opt-in) in the Community Shared Solar Program (Program).

RATE - APPLIED MONTHLY

Customer Charge \$5.55 per meter

All kWh at \$0.11587 per kWh

Renewable Energy Charge at \$0.00050 per kWh (Not subject to any discounts.)

DISCOUNT

A discount of 10% will be allowed on current gross bills provided the bill, including any arrearage, is paid in full within fifteen (15) days of date of bill.

PURCHASED POWER ADJUSTMENT

There shall be an adjustment in rate due to cost of power as provided in the Department's Standard Purchased Power Adjustment Clause in effect from time to time.

HYDROELECTRIC POWER ADJUSTMENT

There shall be an adjustment in the rate due to power purchased from the Niagara hydroelectric project provided in the Department's Hydroelectric Power Adjustment Clause in effect from time to time. This adjustment in rate may be further adjusted based on Department's owned hydroelectric facilities, at the discretion of the Department from time to time. For billing purposes, this Hydropower Adjustment may be combined with and reflected in the Purchased Power Adjustment.

COMMUNITY SHARED SOLAR REDUCTION

The cost per KWH for all energy will be adjusted due to the purchase by the Department of power from the Community Shared Solar Generation Unit(s). The savings in cost per KWH will be determined by computing the savings in energy costs and dividing by the concurrent KWH sold to the residential customers participating in the Program. The credit applied will be adjusted upward or downward from time to time such that the savings in power costs will accrue entirely to the Department's residential customers who have opted in to the Program.

This Program is structured to meet the eligibility criteria established under the Department of Energy Resources (DOER) regulations defined in 224 CMR 14 and shall be in effect for a minimum of ten years from the commencement of operation of the Community Shared Solar Generation Unit(s). At such expiration or termination of this schedule, all customers then enrolled in this schedule will be moved to the applicable residential electric schedule in effect at that time.

TERMS AND CONDITIONS

This rate is subject to termination at any time upon notice to the Department. Bills are due and payable 30 days after date of billing. Service is governed by the "Rules and Regulations of the Holyoke Gas & Electric Department, City of Holyoke, Massachusetts."

Filed March 5, 2021

Effective April 9, 2021

SMALL INDUSTRIAL SCHEDULE

AVAILABILITY

Service under this schedule is available to small industrial users receiving three-phase electric services who are primarily engaged in manufacturing subject to meeting the following two conditions:

- 1) monthly demand of less than 115 kW or monthly consumption of less than 40,000 kWh; and
- 2) monthly consumption of greater than 16,000 kWh.

RATE - APPLIED MONTHLY

Customer Charge \$20.00 per meter.

Energy Charge First 3000 kWh at \$.11892/kWh
Next 12,000 kWh at \$.11557/kWh
All over 15,000 kWh at \$.10320/kWh

Renewable Energy Charge at \$0.00050 per kWh (Not subject to any discounts.)

DISCOUNT

A discount of 10% will be allowed on current gross bills provided the bill, including any arrearage, is paid in full within fifteen (15) days of date of bill and provided that no discount will be allowed to customers having a power factor less than 85%.

PURCHASED POWER ADJUSTMENT

There shall be an adjustment in rate due to cost of power as provided in the Department's Standard Purchased Power Adjustment Clause in effect from time to time.

BACK-UP POWER

Customers who have on-site generation to meet some of their own load requirements shall be subject to a facilities charge as provided in the Department's Standby Facilities Clause in effect from time to time.

TERMS AND CONDITIONS

This rate is subject to termination at any time upon notice to the Department. Bills are due and payable 30 days after date of billing. Service is governed by the "Rules and Regulations of the Holyoke Gas & Electric Department, City of Holyoke, Massachusetts."

Filed March 5, 2021

Effective April 9, 2021

STANDBY FACILITIES CLAUSE

AVAILABILITY

This clause will be applicable to all electric rate schedules where customer receives backup or supplemental service from the Department due to the customer's use of on-site generation ("Generation Charge") or receipt of redundant facilities ("Wires Charge"). Charges under this clause are in addition to other applicable rate schedules.

GENERATION CHARGE

A Generation Charge shall be applied to all partial requirements customers who self-generate all, or a portion of, the customer's electrical power service requirements on a regular basis. This Generation Charge is intended to provide the customer with a backup supply of power when the customer's generating facilities are not in operation or are operating at less than full rated capability. Customers who have generation capabilities for emergency purposes only (run less than 5% of time) shall not be accessed this generation charge, however are still required to file data with Department.

Facilities Charge: \$ 3.35 per nameplate kW/month
Existing Hydro resources shall receive a \$1.30 credit per nameplate kW/month or as otherwise amended based on applicable Water Use Agreements.

Service taken under this rate shall be electrically separated from the customer's generating facilities or provided with sufficient protective devices to prohibit such facilities from causing disturbances on the Department's system consistent with the "Rules and Regulations of the Holyoke Gas & Electric Department, City of Holyoke, Massachusetts." The Department reserves the right to conduct audits for verification, to place appropriate metering within customer facilities, and to refuse service to facilities where the Department reasonably determines that the protection provided is inadequate.

Qualified Distributed Generation (DG) Facilities will not be subject to a Standby Facilities Generation Charge as set forth in "Distributed Generation Purchased Power Clause".

WIRES CHARGE

A Wires Charge shall be applied to customers who receive redundant facilities from the Department. This Wires Charge is intended to provide the customer with increased reliability of service and/or restoration time by having additional facilities supplied to customer. Redundant Cabling charges include primary and/or secondary facilities provided in duplicate to customer, while Complete Backup Facilities includes a redundant backup source provided by a second transformer at customer's location. Line construction, if any, is subject to the "Rules and Regulations of the Holyoke Gas & Electric Department, City of Holyoke, Massachusetts."

Mass. DPU No. 222E
Replaces Mass DPU No. 192E

Facilities Charge:	Redundant Cabling	\$ 15.00/month
	Complete Backup Facilities	
	- From Same Substation	\$ 0.330/kVA/month
	- From Different Substations	\$ 0.720//kVA/month
	(kVA equals ½ of the total nameplate capacity of transformers serving customer)	

DISCOUNT

No prompt payment discount applies. Interest will accrue at 1.5 percent per month on the unpaid balance.

TERMS AND CONDITIONS

Service is governed by the “Rules and Regulations of the Holyoke Gas & Electric Department, City of Holyoke, Massachusetts.”

Filed July 16, 2021

Effective July 12, 2021

**GENERAL SERVICE
ELECTRIC SCHEDULE**

AVAILABILITY

Service under this schedule is available for commercial, industrial, municipal and multiple apartment dwelling customers for both light and power.

RATE - APPLIED MONTHLY

Customer Charge: \$7.40 per meter

First 200 Hrs. Times Demand	
First	3,000 kWh at .11892 per kWh
Next	12,000 kWh at .11557 per kWh
Next	85,000 kWh at .11494 per kWh
All over	100,000 kWh at .10792 per kWh

Next 200 Hrs. Times Demand (100 KW Minimum) at .10066 per kWh

All over 400 Hrs. Times Demand (100 KW Minimum) at .08310 per kWh

Renewable Energy Charge at \$0.00050 per kWh (Not subject to any discounts.)

AGRICULTURE/FARMING

Persons or corporations engaged in the business of agriculture or farming, as designated by the Commonwealth of Massachusetts, shall receive a discount of 10% from the rates shown above (prior to the prompt payment discount).

INDOOR CULTIVATION

Persons or corporations primarily engaged in the business of indoor cultivation, who provide verification documentation to the Department, shall receive a discount of 10% from the rates shown above provided and conditioned each month that they have a monthly load factor of 65% or greater (prior to the prompt payment discount). This discount is ineligible if receiving Agriculture/Farming discount. Customers must meet the requirements in Discount section (power factor and prompt payment) below in order to qualify for indoor cultivation discount.

DISCOUNT

A discount of 10% will be allowed on current gross bills provided the bill, including any arrearage, is paid in full within fifteen (15) days of date of bill and provided that no discount will be allowed to customers having a power factor less than 85%. No economic development discount (EDD) shall apply per Mass DPU 191 G/E to any customers on the Agriculture/Farming or Indoor Cultivation special rates.

PURCHASED POWER ADJUSTMENT

There shall be an adjustment in rate due to cost of power as provided in the Department's Standard Purchased Power Adjustment Clause in effect from time to time.

BACK-UP POWER

Customers who have on-site generation to meet some of their own load requirements shall be subject to a facilities charge as provided in the Department's Standby Facilities Clause in effect from time to time.

TERMS AND CONDITIONS

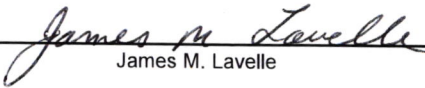
This rate is subject to termination at any time upon notice to the Department. Bills are due and payable 30 days after date of billing. Service is governed by the "Rules and Regulations of the Holyoke Gas & Electric Department, City of Holyoke, Massachusetts."

Filed June 11, 2021


Effective July 12, 2021

THIS RETURN IS SIGNED UNDER THE PENALTIES OF PERJURY

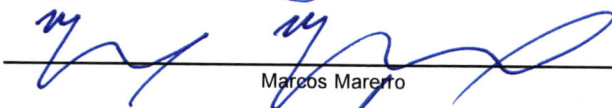
Manager
Holyoke Gas and Electric
Department


James M. Lavelle


Commissioner
Holyoke Gas and Electric
Department


Francis J. Hoey, III

Commissioner
Holyoke Gas and Electric
Department


Marcos Marengo

Commissioner
Holyoke Gas and Electric
Department


James A. Sutter